

# Plan-Ahead Supply List

See p. xix for a Yearly Supply List, also available for download at [abeka.com](http://abeka.com).

Some of the projects in *Art Projects 2* require only **scissors, crayons, glue**, and the **pages from this student book**. Other projects call for common classroom or office supplies, such as a **pencil**,

**eraser, ruler, stapler, tape, double-sided tape, hole punch, glue stick, and newspaper** (to cover work area). A **craft knife** will also be needed for several projects. Additional supplies are listed below.

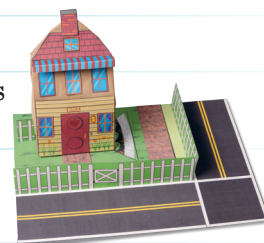
## Project

## Supplies

### September

1 Color Wheel Palettes, p. 1	1½" circle paper punch* clear transparency film paper fastener
2 Paper Bag Community, p. 5	paper lunch bag
3 Pencil Case, p. 17	self-adhesive hook-and-loop circles star sticker*
4 You Can Draw a Squirrel & Acorn, p. 21	6" piece yarn*
5 Texture & Shading for Squirrel & Acorn, p. 25	ball and flashlight*

Connects  
History



### October

6 Glittery Fall Leaves, p. 27	wooden skewer/toothpick paper towels fall-colored glitter 48" piece narrow fall-colored ribbon (¼" wide) 60" piece fall-colored ribbon (½"–1" wide) or yarn* real fall leaf*
7 Fall Flower Weaving, p. 31	two 24" pieces red/brown/yellow, thick, fluffy yarn 2 large red/brown/yellow buttons
8 Paper Pumpkin Sculpture, p. 37	12" green chenille stem
9 Covered Wagon, p. 39	foam plate two 6" wooden skewers

Connects  
History



### November

10 Liquid Measures Man, p. 47	4 paper fasteners black fine-tipped marker
11 Fall Mosaic, p. 51	assorted beans/seeds lentils/corn kernels 18" piece raffia fall-colored button
12 Turkey Hat, p. 55	4 divided foam plates 3–6 cotton swabs 2" piece rubber band* two 10 mm craft eyes red, orange, yellow, violet/purple washable paint
13 Thanksgiving Chalk Art, p. 59	soft chalk pastels set several cotton swabs hand wipes aerosol hairspray/fixative*

Connects  
Arith.



\*Optional



## Project

### December

#### 14\* Snow Globe, p. 63



## Supplies

large vinyl coated paper clip/binder clip  
clear glass jar with lid  
photo of myself that fits inside jar  
cup/shallow dish of water  
small greenery pick/branch  
1–2 tsp. white/silver glitter or snowflake confetti  
plastic snowflake\*  
hot glue/silicone\*  
2 small jingle bells *and* 12" piece yarn\*  
ribbon/decorative tape (¾" wide)

#### 15 Nativity Set, p. 65



tape  
9" × 12" brown felt  
9" × 12" navy felt backing  
8" × 10" corrugated cardboard  
soft chalk pastels set  
hand wipes  
aerosol hairspray/fixative\*  
resealable sandwich/gallon-sized bag



#### 16 "The Sugar-Plum Tree" Game, p. 73



paper fastener  
1 large and 2 small paper clips  
round purple candies\*  
mini-marshmallows\*  
gumdrops\*  
striped mini-peppermint canes\*

### January

#### 17 My Thermometer, p. 81



black fine-tipped marker  
8" clear, straight drinking straw  
24" piece white yarn/string  
red wide-tipped permanent marker

#### 18 Chalk Snowscape, p. 85


soft chalk pastels set  
hand wipes  
aerosol hairspray/fixative\*

#### 19 Northern Lights Salt Painting, p. 89

green, yellow, pink, blue, & white washable paint  
assorted colors of fluorescent washable paint\*  
glow-in-the-dark paint\*  
1–5 paintbrushes  
salt  
medicine/eye dropper  
black light\*

#### 20\* You Can Build a Bridge, p. 93

toothpicks  
gumdrops



#### 21 Double Symmetry Design, p. 95



white lightweight printer paper  
black medium-tipped permanent  
marker  
soft chalk pastels set\*

\*Optional

# Plan-Ahead Supply List (continued)

## Project

## Supplies


### February

**22** Valentine Bag, p. 99

**23\*** Hearts Frame, p. 109



assorted glitter\*  
4" x 6" photo of myself\*  
heart-shaped candies\*  
assorted glitter  
4" magnetic strip\*



**24** Fork Fireworks, p. 113

plastic fork, one for each color  
assorted colors of washable paint  
assorted colors of fluorescent washable paint\*  
divided foam plates  
glow-in-the-dark paint\*  
assorted glitter  
black light\*

**25** Gideon's Torch, p. 117



red, gold glitter\*  
glow-in-the-dark paint\*  
battery-operated tea light\*

**26** Fraction Circle Animals, p. 123



*no additional materials needed*

### March

**27** Pinprick Art Telescopes, p. 129



2 foil baking cups with paper lining  
2 cardboard toilet-paper tubes  
pushpin  
assorted glitter  
2 regular-sized (4") rubber bands

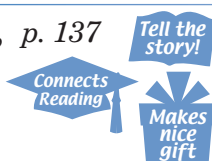
**28** Painted Frog, p. 133



small paper clip  
green, white washable paint  
sponge/1" foam brush  
14" piece white string/yarn  
2 red/green sequins  
dinner-sized paper plate  
water bottle with fine spritz nozzle\*  
paper fastener\*



**29\*** Japanese Lantern, p. 137



yellow, green glitter glue/glitter and glue  
battery-operated tea light\*



**30** Easter Lilies Empty Tomb, p. 143



soft chalk pastels set  
cotton swab  
hand wipes  
aerosol hairspray/fixative\*

\*Optional





## Project

## Supplies

### April

- 31** Self-Portrait, p. 147



soft chalk pastels set  
black medium-tipped marker  
cotton swabs\*  
hand-held mirror  
hand wipes  
aerosol hairspray/fixative\*

- 32** Pan Flute, p. 153




8 drinking straws  
10" piece masking tape  
red, orange, yellow, green, blue, violet, pink, black permanent markers/masking tape  
4 regular craft sticks  
24" piece yarn  
2 cotton balls  
self-adhesive hook-and-loop circles



- 33** Plastic Spoon Bugs, p. 157

2–3 black plastic spoons  
11 glue dots  
3 chenille stems cut into twelve 3" pieces  
four 2" × 3/4" black duct tape strips  
2 cotton swabs/toothpicks  
assorted colors of washable paint  
six 8 mm craft eyes

- 34** "Bring Them In" Sheep, p. 159



2 cotton swabs  
soft chalk pastels set  
hand wipes  
aerosol hairspray/fixative\*

### May

- 35** Mother's Day Cake, p. 163



skewer/toothpick  
dark blue, light blue, pink, red, clear glitter/glitter glue  
3 glue dots\*  
blue, pink or red, tissue paper\*

- 36** Apples of Gold Monoprints, p. 167

medium-sized apple  
4 paint/foam brushes  
paper towels  
gold, copper, bronze, yellow, yellow-orange, orange, and/or black washable paint  
silver, gold glitter\*



- 37** Memorial Day Agamograph, p. 171



*no additional materials needed*

- 38** Father's Day Puzzle Card, p. 181



4" × 6" photo of myself

\*Optional

# Yearly Supply List (Quantities shown are per student. Project numbers are given in brackets. See also Plan-Ahead Supply List, p. iv.)

aerosol hairspray/fixative\*  
[13, 15, 18, 30, 31, 34]

apple (medium-sized) [36]

ball\* [5]

beans (assorted, seeds, lentils,  
corn kernels) [11]

black light\* [19, 24]

button (2 large red/brown/  
yellow [7], fall-colored [11])

candies (gumdrops [16, 20]; mini-  
marshmallows, pepper-  
mints/striped mini-pepper-  
mint canes, round purple  
[16]; heart-shaped [23]\*)

cardboard (8" × 10" cor-  
rugated) [15]

chalk (soft pastel set [13, 15, 18,  
21,\* 30, 31, 34])

chenille stem (12" green [8],  
3 [33])

clear transparency film [1]

cotton balls (2) [32]

cotton swabs (20) [12, 13, 30, 31,\*  
33, 34]

craft eyes (two 10 mm [12], six  
8 mm [33])

craft sticks (4 regular [32])

cup/shallow dish [14]

drinking straw (8" [17], 8 clear  
straight [32])

felt (9" × 12" brown, 9" × 12"  
navy [15])

flashlight\* [5, 27]

foam brush/sponge [28]

foil baking cups, paper lining  
(2 [27])

glass jar (clear with lid [14])

glitter (fall-colored [6], 1–2 tsp.  
white/silver/snowflake  
confetti [14], assorted [22, 23,  
24, 27], red and gold [25],\*  
yellow, green [29], dark blue,  
light blue/pink, red/clear  
[35]; silver and gold [36])

\*Optional

glitter glue/glitter (yellow,  
green [29]; dark blue, light  
blue/pink, red/clear [35])

glue dots [33, 35\*]

greenery/branch (small [14])

hand wipes [13, 15, 18, 30, 31, 34]

hot glue/silicone [14]\*

jingle bells (2 small [14])

leaves (real fall [6])\*

magnetic strip (4" [23])

marker (black fine-tipped [10],  
red wide-tipped perma-  
nented [17], black medium-  
tipped [17, 31], medium-  
tipped permanent: red [32],  
orange [32], yellow [32],  
green [32], blue [32], violet [32],  
pink [32], black [21, 32])

medicine/eye dropper [19]

mirror (hand-held [31])

paint (glow-in-the-dark [19,\*  
24,\* 25\*])

paint (washable: red [12],  
orange [12, 36], violet/pur-  
ple [12], yellow [12, 19, 36],  
pink [19], blue [19],  
green [19, 28], white [19, 28],  
assorted [24, 33]; gold [36],  
copper [36], bronze [36],  
yellow-orange [36], black [36];  
assorted fluorescent [19, 24]\*)

paint brushes (4–5) [19, 36]

paper clips (1 large [16],  
3 small [16, 28], 1 large vinyl  
coated/binder clip [14])

paper fasteners (6 [1, 10, 16],  
1 [28]\*)

paper lunch bag (2 [2])

paper punch (1½" circle [1])\*

paper towels [6, 36]

photo of self (fit inside  
jar [14], 4" × 6" [23],\*  
4" × 6" [38])

plastic fork (one for each  
color [24])

plastic spoons (3 [33])

plate (foam [9], 6 divided  
foam [12, 24], dinner-sized  
paper [28])

printer paper (white, light-  
weight [21])

pushpin [27]

raffia (18" [11])

resealable sandwich/gallon-  
sized bag [15]

ribbons (48" narrow ¼" [6]),  
fall-colored 60" wide (½"–  
1" [6]), ¾" wide [14])

rubber bands (2" piece [12],\*  
two 4" [27])

salt [19]

self-adhesive hook-and-loop  
circles (2 [3, 32])

sequins (2 red/green [28])

snowflake (small plastic [14])\*

star sticker [3]\*

tape (decorative, masking/  
duct [15])

tape (10" masking/colored  
masking: red, orange,  
yellow, green, blue, violet,  
pink, black [32])

tea lights (2 battery oper-  
ated [25, 29])\*

tissue paper (blue, pink or  
red [35])\*

toilet-paper tube (2 card-  
board [27])

toothpicks [6, 20, 33, 35]

water bottle (fine spritz  
nozzle [28])\*

wooden skewer (four 6" [6, 9, 35])

yarn (6" [4],\* 60" [6],\*  
12" [14],\* two 24" thick  
fluffy: red/brown/yellow [7],  
24" white [17], 14" white [28],  
24" any color [32])