

FREE MAGAZINE Subscription [abeka.com/AmazingHome](http://abeka.com/AmazingHome)

# abekamazing

HOMESCHOOL | *We make it easy so you can make it amazing.*



## Friendship Connections

The Connection between God's Faithfulness and God's People

8

WINTER 2019  
ISSUE 3  
VOLUME 3

### YOUR CHILD'S BRAIN

Connection between  
cursive and the brain p. 6

### ABEKA'S CURRICULUM LINK

The truth about eclectic  
learning p. 14

### YOUR GREAT IDEAS

Holiday idea  
collection p. 18



It's what you  
put into it  
that makes it  
yours.



There are as many ways to homeschool as there are homes. So whether you want to be a video lesson family, a super hands-on homeschool mom, or something in between, fill your Abeka box with resources that fit just right. Your school. Your way. [abeka.com/homeschoolmazing](http://abeka.com/homeschoolmazing)





# table of CONTENTS

## 4 Abeka Letter: Connecting

*The editor's reason for homeschooling*

## 5 Word & Walk Challenge

*Connect Scripture to service with this family challenge*

## 6 Your Child's Brain

*Connection between cursive handwriting and the brain*

## 10 Teacher-Tested Tips

*Connecting memory with purposeful practice*

## 12 Your Kindergartner

*The connection between perspective and thankfulness*

## 13 Homeschool House

*The link between budget and blessing*

## 14 Abeka's Curriculum Link

*Is curriculum confidence possible?*

## 16 Your Middle Schooler

*Abeka teen becomes author*

## 18 Your Great Ideas

*Holiday Idea Collection*

### Cover Story

8



*Friendships orchestrated by God*

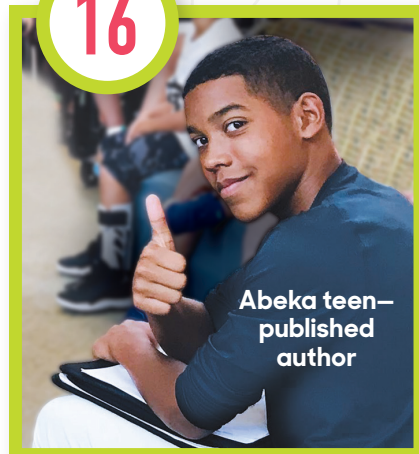
**PREPARE TO BE AMAZED!**

14




**Abeka's  
Curriculum  
Link**

16



**Abeka teen—  
published  
author**



## *Your Great Ideas Could Win \$100!*

Tell us how you finish your school year well. Do you have any special traditions or organizational ideas that would help others? Send them to [amazinghomeschool@abeka.com](mailto:amazinghomeschool@abeka.com) by January 3, 2020. Your idea could win \$100.

Abekamazing is a service of Abeka, Pensacola, Florida. Our mission is to support and equip students, teachers, and parents by providing amazing Pre-K through Grade 12 academic resources based upon biblical values. We're here to help homeschooling families and Christian schools give their students the knowledge and skills they need.

**Senior Editor:** Tabby Hershberger | **Editor:** Dr. Phyllis Rand

**Contributing Writers:** Renee Bryant, Jill Dewhurst, Hope Kilstrom, Leah Meyer, Katie Nagel, Dr. Phyllis Rand

Copyright© 2019, Pensacola Christian College. All rights reserved.



# Homeschool Connection


*Dear Friends,*

**Y**ears ago when my husband and I began praying about homeschooling, something happened that helped us decide. I think the Lord allowed me to see this situation because deciding to homeschool wasn't easy for us.

My husband and I were both former Christian school educators who agreed with what our children were being taught, the books that were being used, and the methods employed. On top of that, our kids were thriving academically and socially. While we noted the financial savings of homeschooling, that was not a deciding factor. Since we had seen God at work in both Christian school and homeschooling that didn't tip the scales either. So, what prompted our twenty-year decision to homeschool?

**It was a young girl singing the National Anthem.**

As part of our research, I attended a local homeschool meeting where I saw her anxiously sprinting toward the podium.



2010

*What a blessing it was to homeschool my sweet daughter Tori who is now a freshman in college.*



2019



# The **WORD** & The **Walk** Family Challenge

Her shoulders were trembling, her face full of fear. After only a few notes, two things became clear:

**This young girl could indeed sing.**

**She had started way too high.**

A few measures with her voice scraping across the ceiling, and she burst into tears. Although a couple hundred people were sitting there, you could have heard a pin drop.

Quickly a woman got to the stage and placed her arm around the girl. She leaned into the microphone and said, "I'm so proud of my daughter for trying hard things. Some times the secret in hard things is to just keep going. I'd like to ask her to try again, but would you help? Would you encourage my girl and sing with her?"

We all sang at the top of our lungs with smiles on our faces. The young girl was beaming. After the last note, there was uproarious applause.

Then it occurred to me.

**I wanted this kind of connection  
with my children  
in their world  
while I could.**

After that, making the decision to homeschool was easy. 🇺🇸

Until next time,

*Tabby*  
**Tabby Hershberger**

Senior Editor

Write to me at

[amazinghomeschool@abeka.com](mailto:amazinghomeschool@abeka.com).

Tabby homeschooled for two decades. She is also a former elementary school teacher and newspaper editor. She and her husband Dan have four kids and one new grandson.

The best way to nurture a thriving relationship between God and our kids is to *walk the talk* ourselves. Connect Scripture (the WORD) with Christ's mandate to serve others through our actions (our Walk).

1. Download and display one Scripture poster each month.
2. Memorize the Scripture verse as a family.
3. Live out your faith by doing what the Scripture says; serve someone.
4. Send a picture (include names, state, what you did) to [abeka.wetransfer.com](http://abeka.wetransfer.com).
5. All entries must be postmarked by September 30, 2020.
6. Selected families will receive a \$100 gift card and be announced in the November 2020 issue of Abekamazing. You do not need to participate every month in order to win.

Download a year's worth of free Family Challenge Posters. [abeka.com/familychallenge](http://abeka.com/familychallenge)

Family growth and unity are prizes just for participating! Take the WORD and the Walk Challenge; your family cannot lose. 🇺🇸

These posters make a decorative wall hanging or customizable portfolio dividers.





# CURSIVE WRITING: *Communication* AUTOGRAPH

by Leah Meyer



**S**arah H. was just seven years old when she realized she was the only one who could read cursive birthday cards

at her cousin's party. She had learned to read and write cursive through

Abeka's curriculum. Now as a homeschool grad, Sarah uses this skill on the job. Once she was asked to help when a coworker couldn't read items written in cursive. Another time, she was able to identify a computer error caused after someone skipped all the cursive entries.



**"... Cursive writing, print, and typing are associated with distinct and separate brain patterns..."**

*Creative thought begins here*

## *Cursive Writing* and Skill

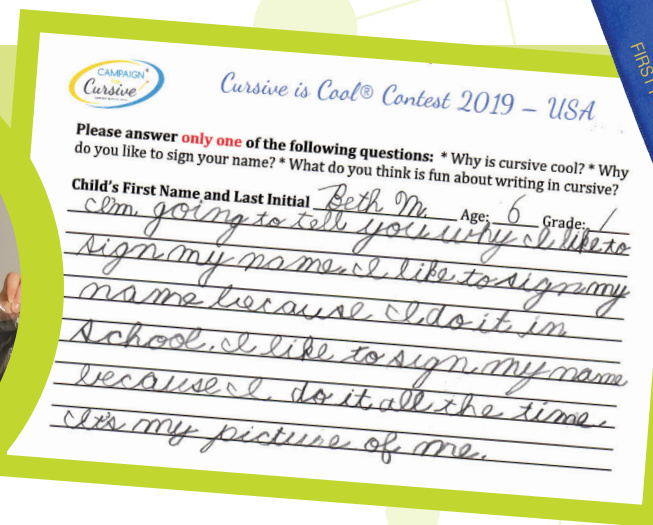
Though cursive writing was once considered a fundamental skill, experts now hotly debate whether students should spend time learning how to curve their loops and slant their lines when there are other skills to learn—like keyboarding. Modern research consistently shows the positive effects that learning cursive has on a child's developing brain.

## *Cursive Writing* and the Brain

In a study of second through fifth graders, Virginia Berninger, a professor of learning sciences and human development, found that cursive writing, print, and typing are associated with distinct and separate brain patterns, and that those who wrote in cursive processed and produced information better than their counterparts.<sup>1</sup> Of that study, Maria Konnikova writes, "When the

*Whatsoever thy hand findeth to do, do it with thy might . . . —Ecc. 9:10*





children composed text by hand, they not only consistently produced more words more quickly than they did on a keyboard, but expressed more ideas.<sup>2</sup>

### *Cursive Writing Benefits*

In other words, learning to write in cursive will help your child become more creative and expressive! But the benefits don't end there. According to Professor William Kleem, Ph.D., learning to write cursive has long term benefits. "Cursive writing helps train the brain to integrate visual, and

tactile information, and fine motor dexterity," he says.<sup>3</sup>

### *Cursive Writing and the Future*

Abeka is helping a new group of homeschoolers, like Chris and Rachel M's daughter Beth, acquire cursive communication expertise. Beth won first place in the 2019 annual Cursive is Cool Handwriting Contest USA for her creative and precise handwriting. Beth says that she likes to sign her name well because "it's a picture of me." Her mom reports, "We think it's

very important for our children to learn both print and cursive. It easily gives them that edge and confidence in communication."

### *Cursive Writing and Abeka*

Abeka continues to respond to research by developing step-by-step digital teaching aids. These DTAs showcase letter formations and individual handwriting strokes. Learning to write cursive not only benefits a child's brain, but these DTAs can also provide an enjoyable animated activity! ■

<sup>1</sup>National Center for Biotechnology Information, <https://www.ncbi.nlm.nih.gov/pubmed/16390289> (accessed June 11, 2019).

<sup>2</sup>Maria Konnikova, "What's Lost as Handwriting Fades" <https://www.nytimes.com/2014/06/03/science/whats-lost-as-handwriting-fades.html> (accessed June 11, 2019).


<sup>3</sup>William R. Kleem, "Why Writing by Hand Could Make You Smarter," <https://www.psychologytoday.com/us/blog/memory-medic/201303/why-writing-hand-could-make-you-smarter> (accessed June 11, 2019).



## Handwriting Digital Teaching Aid (DTA)

### NEW Grades 3-6 Cursive Formation DTA

- Animated
- Your own device
- Safe download
- Step-by-step
- Repeatable
- [abeka.com/cursive](http://abeka.com/cursive)



See [abeka.com/cursive](http://abeka.com/cursive) for these other Handwriting Digital Teaching Aids: Cursive Formation DTAs for K4-K5 and Grades 1-2.

# Friendship Connection

The Connection between God's Faithfulness and God's People

by Hope Kilstrom



Bitterness  
could not take  
root with the  
help of God's  
people.



**T**he connection between a homeschool mom and her child is typically a strong one. Sometimes that makes separation more difficult. How do homeschool moms let their children go? *God's faithfulness and His people are the biggest help.*

## God's Friends

I met Gwen Hathcock over 40 years ago when we were little girls. We didn't see each other again until we were both married, had children, and began singing together at the same church. Our oldest daughters, Emma and Hannah, were just preschoolers then. Eventually, Gwen and her family moved away, but through the years, we kept up with each other.

## Our Family's Storm

While vacationing in Charleston in 2009, we were hit head-on by a drunk driver. Our Emma was seven. She and her brothers Noah (5) and Gideon (six weeks) sustained broken collar bones, broken ribs, and a broken femur. My husband and I had a broken femur, wrist, arm, sternum, ribs, vertebrae and a shattered kneecap. The car





seat failed for our three-year-old daughter, Cherith. The impact threw her onto the floorboard of our van. She had a fractured skull, a level four lacerated liver, a broken leg, and was in a coma for four days.

### The Hands of Jesus

The Lord miraculously spared every member of our family, but the trauma of the event affected us. *God's faithfulness and His people got us through!* Christians in Charleston, who were complete strangers, housed and fed our parents who came to help while we were hospitalized. Ladies from the same Charleston church even took turns staying with Cherith in her hospital room. After we returned home, our own church family and our parents helped with meals, doctor's appointments, childcare, and house cleaning. The connection between God's faithfulness and God's people cannot be overstated. Because

these Christians were the hands of Jesus, our children were able to see God's faithfulness. What might have become bitterness was transformed into gratitude as our precious children prayed for the drunk driver, and we continue to pray for him today.

### Healing Through Homeschooling and Music

After the accident, I had to ask the Lord daily for help in trusting Him to protect our children. Homeschooling was a comfort. Abeka videos also helped to provide consistency to our school day. In time, our fifth child, Silas, was born. Our children began



taking violin lessons, and we started singing together in church as a family again.

Meanwhile, Gwen's daughter, Hannah was growing up and also ministering in music at their church. Gwen remembers, "It was hard thinking about Hannah leaving for college. I had always homeschooled her. She had never been in a classroom or away from us for more than a few days. During a missions meeting someone said, 'I'd rather my child be in God's will far from home, than at home and out of His will.' I knew they were talking about missions, but God used those words to strike a chord in my heart.

When it was time for Hannah to leave, I knew that she was in God's perfect will."

### God's Faithfulness

As soon as Emma was accepted at Pensacola Christian College, we began praying that the Lord would give her amazing roommates. Although it had been fifteen years since Hannah and Emma had seen each other, God answered our prayers. *Two girls who were introduced as preschoolers became college roommates!* Hannah said recently, "Emma and I have the best of both worlds. We didn't really know each other at first, but we were also far from strangers. As we're getting to



A 40-year friendship provided an answer to prayer for two college roommates and their moms!



know each other and become friends, we're the perfect roommates." Emma echoed Hannah's thoughts, "I'm happy, and I'm exactly where God wants me."

### God Partners with His People

I'm amazed to look back at God's faithfulness and the dear Christians who have meant so much to us. God used Pastor Tim Butler and the ladies of Victory Baptist Church in Charleston. God also knew the accident would make it more difficult for me to leave Emma at college. He faithfully provided a friendship with Gwen that ultimately answered both moms' and daughters' prayers about college roommates! We can entrust our children to our Heavenly Father. He knows what is best. Every step, every trial, every connection is all a part of His plan. As we said goodbye to our college girl, I reminded myself that no matter how our lives change, *God's faithfulness (often revealed through His people) will always be the same!* ■

*"The connection between God's faithfulness and God's people cannot be overstated."*

KNOW AN INSPIRING HOMESCHOOL FAMILY?

Tell us about them at [amazinghomeschool@abeka.com](mailto:amazinghomeschool@abeka.com).

# CONNECTING PRACTICE & MEMORY

by Dr. Phyllis Rand



**Y**our child's brain changes and grows! The word for this remarkable ability is neuroplasticity. Neuro represents neurons, the building blocks of the brain and nervous system. Plasticity refers to the brain's flexibility. Brains are not hard-wired at birth. They can be rewired throughout life! New thoughts, skills, and memories carve out new pathways that repetition, practice, and experience help to strengthen!

**Thanks to advanced technologies, we can peer inside our heads and see what is happening when our brains learn.**

As we take in information, neurons interact transmitting information into short-term memory. From there the information is integrated with existing information and put into long-term memory. The more these neurons communicate, the more accurate and accessible the memories. The opposite is also true. When neurons rarely interact, the result is a faulty memory or no memory at all.

**Neuron connections require effort.**

Apply that to daily life. Do you consciously think about how you brush your teeth or wash the dishes? Probably not—that information is ingrained into long-term memory. New skills require new destinations and need more brain work. Neurons must form neuron connections and that requires effort on our part.

**Practice, practice, practice!**

Apply this when teaching your children. The more you purposefully practice new information, the easier it will become for your child's brain to store and recall it. The investment in practice provides a dividend in your child's memory.

*What separates **true practice** from **repetition** or **performance**?*

We all could use help with what Doug Lemov calls the power of old-fashioned practice. Real practice, that is, designed practice—not just repetition.



## How can you improve your child's learning?

Successful teaching ties new learning to something the child has already learned. Because long-term memories are formed when new information is integrated with existing memories, work to make that connection. Finding it can make the proverbial light turn on!

### Practice correctly.

- Practice can impede learning if done incorrectly. These elements help in successful practice.
- Demonstrate problems, sentences, etc.
- Practice out loud.
- Tap into your child's emotions with challenges, humor, encouragement, and relatable examples.
- Engage more than one sense during practice.
- Ask questions. This will help to measure whether or not additional instruction and practice are needed.



abeka.com/  
flashcards

## How do children learn complex tasks?

Information overload can swamp any of us! Children learn in small amounts. When instructional materials break learning down into small steps, there is time to process and make the connections. It may take more time to apply these five steps (teach, demonstrate, ask questions, practice, review), but that is how complex material is eventually learned. Beginning learners will conquer even complex concepts over time when teacher moms break them down into steps. Worthwhile practice puts the learning into long-term memory. ■

*Perfect Practice: 42 Rules for Getting Better at Getting Better.* Doug Lemov with Erica Woolway and Katie Yezzi, Jossey-Bass, 2012. All content is not necessarily reflective of the views held by Abeka.

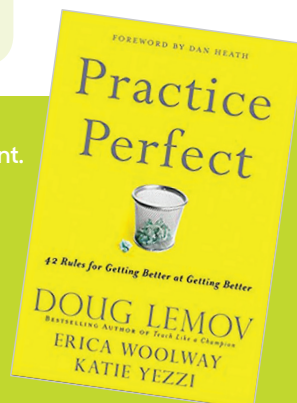


**Dr. Phyllis Rand**, a well-known authority on Christian education, spent 50 years serving in the field.

Real practice comes with the certainty of improvement. In fact, Lemov says, it unlocks creativity. **When skills are automatic, the mind is freed to think creatively.**

*Perfect Practice: 42 Rules for Getting Better at Getting Better*, Doug Lemov with Erica Woolway and Katie Yezzi, Jossey-Bass, 2012.

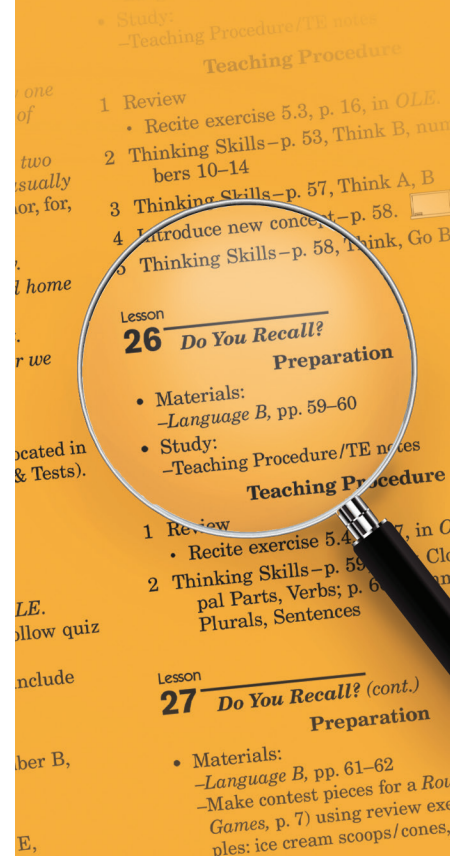
All content is not necessarily reflective of the views held by Abeka.



# A Focus on the Spiral Approach

You want your child to succeed. So do we! Spiral approach learning helps your children

- Implement practice and purposeful repetition
- Develop new skills by building from simple to complex concepts



# The Connection Between Perspective & Thankfulness

by Renee Bryant



**Renee Bryant** taught preschool and was a nursery director for over 20 years. She has four grown children.

**M**y mom used to take my sister and me to her parents' house during storms. One day Dad asked her what she was teaching us by going to her parents. After that, Mom determined not to teach her daughters to fear. Instead, she made popcorn, and we enjoyed a game or a movie during the storm. As a result, I love watching storms. My mom's changed perspective also changed mine. Teaching thankfulness is about teaching perspective. Deciding where to focus teaches our children how best to respond.

## Thankfulness Can Be Taught

Being thankful when things are going well is easy. Being thankful in a difficulty is not a natural response. A thankful spirit can be taught. It's a character trait that can be developed. A heart of thankfulness can be learned from example. As you use "thankful" words such as *I appreciate you* or *I'm grateful for...* your child will do so as well.

## Thankfulness Is My Responsibility Not My Choice

Since we live in an entitled world, this may seem like a foreign concept. Entitled thinking expects special consideration, but learning not to make assumptions or tie expectations to the actions of others will help make a positive perspective. A byproduct of this way of thinking is a child without an entitled mentality. People who live with an entitled thinking are rarely happy or truly thankful.

## Happiness Is External; Thankfulness Is Internal

Happiness is not sustainable. Coffee makes me happy, but it's gone quickly. More coffee is needed to bring me back to my "happy" place. If we try to keep our children happy they will always need MORE of what was used to create that happiness. Thankfulness is a

chosen mindset despite difficult people or difficult circumstances.

## Skill Mastery Takes Practice

Instead of working to control situations involving our children, why not help them develop the skills needed to respond well to disappointment! Skill mastery can't happen without practice. Opportunities to practice a thankful perspective will likely come at inconvenient times, but practice will develop your child's emotional resiliency.

## Three Tips to Thankfulness

1. Acknowledge the difficulty and the emotions that come with it by respecting your child's feelings without coddling or enabling.
2. Teach your child how to look for small details for which to be thankful. Thankfulness begins by learning to focus on the good. When thoughts of praise become our "default" it changes our perspective. Making thankfulness part of your family's daily routine will make it habitual in the life of your child.
3. Watch perspectives change. If I choose to focus on wrongdoing, EVERYTHING seems to go poorly. If I focus on what's going well, my perspective changes. Because my children frequently reflect my spirit, a positive change in me will also help their perspective! ■





# The Link Between BUDGET & BLESSING

by Jill Dewhurst



*Jill Dewhurst is a nurse, author, and homeschool mother of two.*

**M**y mom's example helped me grow up thinking that budgeting was an essential part of life. Our realtor was shocked when my husband (a full-time medical student) and I, had 20% cash for our starter home's down payment. How did we do it? My mom's example taught me the purpose of money.

## To Live and To Give

Money is not evil, but the LOVE of it is. Money is meant to help us live each day and to help us give to others. We want to meet our children's needs, but what happens when the needs exceed our income? Should we pull out the plastic? That decision is for each family to make, but debt-free living frees us to give. My husband and I want to teach our children to give, but how do we go from debt to debt-free?

## Start Here To Budget

Determine your family's monthly income. Designate the first 10% for tithe. Save the next 10-15% for emergencies, retirement, and college. Assign dollars to the bills such as mortgage, utilities, insurance, and debt. Estimate your other expenses like food and clothing. Adjust the balance until your income equals your expenses and the budget comes to zero. Now every dollar is working for you. Plug these numbers into a budgeting app and let the app do the grunt work. Adjust as necessary, but stay in the green.

## Budget Apps

There are several fantastic budgeting apps that will download transactions from your bank and credit card accounts. After investing part of

an evening to set it up, budgeting will only take a couple minutes a day. I recommend the EveryDollar app if you are new to budgeting or YNAB (You Need a Budget) for those who've already designated categories and funds. Both have free trial periods with extensive educational tutorials.

## Teach Your Children

Teaching your children how to budget is a practical way to give them the freedom to bless others. Keep it simple. My boys have three clear zippered envelopes for budgeting marked: Give, Save, and Spend. The *Give Money* goes in the church offering. The *Save Money* gets deposited into their savings accounts for future needs like college or a car. The fact that they deposit only a few dollars each month isn't the point. They are developing good saving and spending habits. The *Spend Money* is their fun money.

Have conversations about the difference between debit and credit cards. We've taught our boys not to charge unless they have the money right now to pay for it. We've purposed to pay off credit cards every month. My boys are 10 and 12, so it's still several years before they'll need plastic of any kind. My prayer is that by then, good financial principles will be ingrained.

## Budget & Blessing

There is a connection between budgeting and blessing. Budgets make it possible to live debt-free and to be able to bless others. Soak in the joy of giving. Pass that joy on to your kids and watch the blessings multiply. 🌈



# Let It Grow

## Is Curriculum Confidence Possible?

by Tabby Hershberger

The curriculum link between concrete and abstract thought may be Abeka's best feature.

**W**hat if there were a way to transform curriculum anxiety into curriculum confidence? A tool for that would be expensive, right? At Abeka, you can download one for free! It's called the **Scope and Sequence**, and it's a curriculum blueprint for what your child should learn and when.

### The Scope and Sequence Link

The Scope and Sequence is the fruit of Abeka's four foundational principles. It details every Abeka textbook in every grade. *A plan this precise makes it possible to connect content across subject areas and between grade levels.* It also recognizes your child's ongoing development. Abeka curriculum matches your little one's capacity to learn facts, your older child's readiness to use logic, your middle schooler's appreciation for

independent assignments, and your high schoolers interest in the future.

### Watch a Concept Grow

Take a look at the development of Algebra II in the Scope and Sequence. Concepts are humbly planted in the lower grades as concrete ideas. These seeds of learning are then cultivated throughout the curriculum until they mature into majestic, abstract thought! *The longer a child learns uninterrupted with Abeka, the more robust his learning connections.*

### When a Plan Comes Together

What happens when this level of curriculum connection grows for years throughout a child's education? Academic connections flourish into an intricate greenhouse for learning! This child is prepared for future success with *branches of thought* that

connect new material with concrete thinking already in place.

### Eclectic Learning Does Not Connect

It's interesting to track the connection between intermittent curriculum use and those who suggest that Abeka is too rigorous. Perhaps the longevity of a parent's commitment has something to do with it? One thing is certain. Eclectic learning cannot make content connections that take years to develop in a child's mind. Perhaps curriculum confidence comes when a committed parent connects with a curriculum that *not only teaches today's concepts, but also grows tomorrow's abstract ideas!* ■

The seeds of Algebra II are planted in second grade

Download the Scope and Sequence [abeka.com/url](http://abeka.com/url)

2nd	3rd	4th	5th	6th	7th	8th	9th	10th
Solving for unknown number	Using a variable as unknown number	Reinforce unknown variable	Equations with $+/-x$ properties	Equations using both properties	Pure quadratic equations	Intro to system of equations (Pre-Algebra)	Two variable system of equations (Algebra I)	Three variable system of equations (Algebra II)

BIBLICAL WORLDVIEW RESEARCH AND DEVELOPMENT PROVEN PHILOSOPHY CRITICAL THINKING



# Laying the Foundation for Success

Abeka provides a trusted education built on four main principles:



## BIBLICAL WORLDVIEW

Teaching every subject through the lens of Scripture reinforces that our lives aren't split into the spiritual and the "unspiritual" everyday life. It gives children countless opportunities to come to Christ for salvation and to adopt biblical values for their own.



## RESEARCH & DEVELOPMENT

Products meet both biblical standards and academic standards so that your children are prepared for wherever God calls them—from the mission field to the medical field. What you'll teach is relevant, data-driven, and created to meet your needs. You won't be teaching to a state or national test, but your children will be ready. When you use Abeka, you'll experience how a Christian education is an excellent education.



## PROVEN PHILOSOPHY

Your materials and methods start with the firmest foundation: what the Bible says about human nature, knowledge, authority, orderliness, and philosophy. Instead of complying with the latest short-lived academic trends, your lessons will build on methods that have produced results for generations. Your children will learn the knowledge and skills they need, but they'll also learn how to learn, build sound character, establish healthy relationships with authority, and form the priceless habit of personal accountability.



## CRITICAL THINKING

Building from a foundation of facts, your children will learn how to apply those facts to solve problems, generate ideas, and discern truth. They'll be able to think through issues, form logical arguments rather than just opinions, and make wise decisions. They'll be equipped to stand out as leaders and use their influence to make a difference.

# The Boomerang Effect:

## The Connection Between Attitude & Perseverance

By Katie Nagel



What you sow,  
you will reap.  
What you throw,  
you will keep.



So much of life is out of our control. One secret can make the difference. Malachi Walker learned this secret at a young age.

### On the Fast Track

In elementary school, Malachi was already on the fast track toward achieving his dreams. Being an Abeka homeschooler, he had the opportunity to go after his goals. As a rising athlete, he pushed himself to

achieve. Nothing stood in his way until 2016, when he was diagnosed with osteochondritis dissecans. A condition that limited his activity for over a year and would prevent him from pursuing his athletic dreams.

### One Choice Remained

At this point, everything left Malachi's control. Godly parents and fellow Christians guided him toward a secret that he is still sharing today. He calls it the *boomerang effect*.

Malachi realized that only one choice remained. He could choose how he responded. This prompted a life changing decision. *Malachi chose an attitude of perseverance.*

### What You Throw You Keep

As Malachi worked to maintain a proper perspective, something started happening. He began seeing good in the "bad." New opportunities fell right into his lap. His boomerang effect began taking shape. He realized that "What you sow, you reap; what



What you sow,

you will reap.

What you throw,

you will keep.

you throw, you keep." This truth began to change the way Malachi viewed every situation.

### Throw the Right Mindset

Malachi describes purposeful decision-making as the act of "throwing" the right mindset. When we throw the right thing, we'll soon keep it, as well as the benefits it brings. Inversely, when we allow circumstances to determine our outlook, that boomerang will come back bringing negativity with it.

### Mental Conditioning

This taught Malachi another principle he calls "breaking through a glass ceiling." When he trained athletically, he had to stretch beyond his comfort zone. When he did, he succeeded; when he didn't, he stalled. He noticed the same thing with his attitude. The muscular conditioning he was used to was just like the mental conditioning he was attempting.

### Seventh Grade Author


Throwing the right mindset paired with mental conditioning led Malachi to focus on helping others achieve their dreams. While doing so, he achieved one of his own! As God stretched Malachi, he wrote down what he learned. By seventh grade these ideas had taken shape, and Malachi published his first book, *The Boomerang Effect*.

### The Connection Between Sowing and Reaping

As his story grew, opportunities to share these powerful truths also increased. Malachi says he is thrilled to watch others "go after their goals, and have confidence and perseverance when they need it." Looking back, Malachi views his physical setback as the catalyst for an amazing new life journey. Could other homeschoolers benefit from Malachi's secret? He says, "I want my struggle to help others make something good out of their hard times. Never forget," he continues, "that your choices come back."

Homeschooler, your boomerang is coming! Check what you've been throwing. Make sure it's something you want to keep! Read more about Malachi's ideas in his book *The Boomerang Effect* available on [amazon.com](https://www.amazon.com). 📖



Check out Malachi Walker's book. It's available at [amazon.com](https://www.amazon.com).



All content is not necessarily reflective of the views held by Abeka.

 **abeka.**

**Language C**  
**Grade 6**  
[abeka.com/  
language6](https://www.abeka.com/language6)



**Creative Writing**  
**Grade 6**  
[abeka.com/  
creativewriting](https://www.abeka.com/creativewriting)



# Your Great **HOLIDAY** Ideas for **NOVEMBER**

**I**t's the holiday season. We're powering up to cook more, entertain more, and just BE more for our families! So, what's the secret sauce for November? Be selective when choosing your holiday ideas.

## Try One of These

Take a family hayride, make homemade chili, bob for apples, cook something over a fire, make a vintage family recipe, enjoy something with pumpkin spice, do a yard project, attend/play a football game, plant an indoor tulip bulb, or video chat family members.

## Another Culture

Make a meal from another country. It encourages the kids to try new foods and teaches similarities and differences between our holidays and holidays abroad. Make the whole process exciting from shopping for the ingredients to preparing and cooking. During the meal, have the kids share a couple facts about that country.

—Beth C., NJ



THANK YOU ♡

## Secret Letters

Family members place their names in a hat for a secret letter exchange. On Thanksgiving Day, each person receives a thank-you letter from the secret person who drew their name. —Gwen J., IA







## Pilgrim Voyage

Create a map showing the Pilgrims' voyage to America. Learn about the ocean and weather during the season they traveled and what life was like on the ship. Calculate the trip's distance; research what they ate on board, and try it. This idea also works well for a lesson on Joseph and Mary's travels from Galilee to Bethlehem.

—Gwen J., IA



## Focus Your Praise

In order to praise God through busy homeschooling days, I display encouraging Bible verses, prayers, poems, and hymns around my office—the kitchen! This keeps my focus on Jesus, helps me see my family through His eyes, and gives me praiseworthy comments to share.

—Kris H., MN



## Loving Our Neighbors

We bake together for two days before sending goodies, a card, and a gospel tract to our neighbors. To save time, I pre-make some of the dough and freeze it in logs. We also make a lasagna in advance for dinner that busy night!

—Bethany R., OH

## Prepare Little Hearts for the Holiday Season

In addition to hanging your decorations and cooking your favorite holiday foods, prepare your family's hearts with the Holiday Stories Flash-a-Cards.



# Your Great **HOLIDAY** Ideas for **DECEMBER**

**T**he holiday crazy is now in full swing. It's time to take a deep breath and enjoy the time with your family!



## Try One of These

Make a birthday cake for Jesus, sing a Christmas carol every day this month, kiss someone under the mistletoe, make a Christmas play list, buy or make a new decoration, ride around and see the lights, attend a holiday performance, set up a hot chocolate bar, make forts and eat by firelight, or build a gingerbread house.



Editor's  
Choice  
\$100  
Winner

## Twenty-five Acts of Kindness

To keep our family focused on the true meaning of Christmas, we participate in 25 acts of intentionally giving to others. Everyone comes up with ideas. It could be as simple as making an ornament, writing a card, visiting at the hospital, giving someone a call, volunteering, etc. We start December 1st and end the 25th.

—Sandy M., NC

## SBD Deadline (**Shopping, Baking, Decorating**)

Instead of December 24th being the last possible date to purchase gifts, bake treats, and decorate our home, our *finish date* is the first weekend (or earlier) of December. It's amazing how that de-stresses the holidays.

—Candace S., VA





## Carol Online

Create a vlog that features your family singing Christmas carols along with family news and updates. Besides being fun to make, it's a special gift for out-of-town relatives and family friends.

—Gwen J., IA



## Campout Near the Christmas Tree

One night during the Christmas holidays, we camp out in sleeping bags near the Christmas tree. We go with the tree theme and sing *O Christmas Tree* and bake and decorate brownies cut into triangle "trees" with pretzel "stumps." We look at former campout pictures and take new ones. There are several good stories about Christmas trees; we usually read one using the tree lights as our flashlight.

—Teri L., AL

## Family Nativity Play

One evening during the month of December our children act out the nativity story. Everyone gets to choose which part they will play even if that means we have two donkeys and three angels! The effort the children make to create their costumes from robes, towels, and belts becomes part of the sweet memory.

—Bethany R., OH



# Your Great **HOLIDAY** Ideas for **JANUARY**

**A**fter speeding through the holidays, wise moms often steady the homeschool pace, while not parking it altogether. To do this, start back with shorter hours or half the subjects. Another secret for getting the motivation turned back on is to write an event on the calendar.



## Try a Few of These

Have a progressive dinner with a coded menu, make snow cream, have a movie marathon, build an inside fort, choose a theme/verse for the year, make homemade soup, go on a family walk, or bake bread.



## Party

Turn a New Year's Eve party into a wonderful learning opportunity. Have your children plan and purchase the food and decorations. Encourage them to help invite, clean, cook, and decorate before the event. During the party, teach your children how to serve and anticipate the needs of others by having them refill drinks, lead games, engage in conversation, and clean up afterwards.

—Gwen J., IA



## Vintage Photo

Mark the new year with a vintage photo. Pick an era like the roaring 20's or the 1950's. Learn about that time period in American and world history. It's especially fun to choose a year when an older family member was born. Study how much things cost back then, what the fads were, and dress in period clothes for your picture! —Devin M., NJ

Editor's  
Choice  
\$100  
Winner

## Watching Us

We watch a movie about our family every New Year's Eve. My husband works during the year to gather video and pictures from family members. He does a month-by-month review from everyone. It helps us feel connected even when we're miles apart. Whenever possible, we watch it together!

We load up on snacks and remember our family's blessings.

—Tabby H., FL







Want homeschool that leaves you  
overjoyed, not overwhelmed?

JUST PRESS PLAY


With Abeka Academy video homeschool, mom doesn't spend all of her time prepping and teaching lessons because kids learn from master teachers leading video lessons. Mom provides a little follow-up—and lots of love. Learn more at [abeka.com/JPPAbekamazing33](https://abeka.com/JPPAbekamazing33)

abeka  
Academy



## 2019-2020 Homeschool Catalog

To order, download, or view, visit  
[abeka.com/HomeschoolCatalog](http://abeka.com/HomeschoolCatalog).



370037 10/19

ABEKA HOMESCHOOL

A HIGHER LEARNING

[ABEKA.COM/HIGHERLEARNING](http://ABEKA.COM/HIGHERLEARNING)

**They'll make a difference  
in the world because you  
made a difference in them.**

You are far more than just a teacher. Which is one of the reasons they'll take the lessons they're learning from you and apply them in countless situations over the years to come.