

Home Teacher Materials Overview



--- Introduction ---

This section gives additional information about Abeka Academy policies and procedures to help you with grading, recording, and submitting your

student's work in the **accredited program**. Please read all of the following information.

--- General Information ---

Course Requirements

1. Current edition textbooks are required for students in the Abeka Academy accredited program. This will ensure that students are able to follow along with all video instructions, including evaluations.
2. For academic credit to be granted, a student must complete all courses in which he is enrolled. This includes watching all video lessons. A grade level may not be completed in less than six months.
3. Requests to change the enrollment (switching from Accredited to Independent Study) must be processed by our office. Please contact us if you have any questions regarding your student's enrollment.
4. Because Abeka Academy's primary objective is to provide a distinctively Christian distance-learning education, **Bible is a required course**. Grades will not be issued in other courses unless Bible grades are received for that grading period. The Authorized King James Version is used for all Bible courses and verse memorization.

5. Abeka Academy provides video instruction for 170 days giving you the opportunity to plan instruction, review, or enrichment specific to your student's needs for the remaining 10 days to complete a standard 180-day school year. The extra 10 days should be used throughout the year for added instruction, additional review, field trips, or other special events of academic benefit. Time could also be allotted for standardized testing available through abeka.com.

Communication

Abeka Academy sends important communication by email. Please regularly check the email address that you provided for information related to your student's progress. If you are concerned you might not be receiving email from Abeka Academy, check your junk email folder or contact Abeka Academy to check your email address on file. See p. I8 for contact information.

--- Getting Started ---

Responsibilities of the Home Teacher

For the school year to run smoothly, it is important that you read the introductory information in the front of this manual and follow the instructions in the Daily Guides. Check equipment each day to be sure it is running properly. You are responsible for providing daily accountability, checking daily work and homework, and grading oral and written evaluations. Your student will complete written evaluations as directed by the video teacher, you will give oral evaluations. At the end of each grading period, you will need to organize and mail your student's Progress Reports. (See Academic Calendar at academy.abeka.com for expected schedule.)

Student Schedule

Time schedules are included in the front of this manual for your reference.

You may want to watch the first two weeks of lessons with your student to become familiar with the procedures the video teacher uses and to ensure that your student is developing correct habits.

Written Assignments

Expect neat, legible work from your student. When a mistake is made, your student should neatly draw a line through it and rewrite the answer. Do not write over a mistake to correct it.

--- Grading Policies ---

Administering Evaluations

Two types of instruments are used to assess your student's learning: oral and written evaluations. Your student will complete the written evaluations with the video teacher. Oral evaluations will be completed by you, the home teacher. When your student has finished a written evaluation, check for incomplete sections before grading.

Handling Graded Materials

Evaluations and teacher keys are to be opened, administered, and stored only by you. They should not be left where your student will have access to them. Keep evaluations in a locked location.

A student who cheats robs himself of a good education, and a home teacher who allows evaluations or teacher keys to be available to a student does great harm to the student's character.

Because it is of utmost importance to teach your student to be absolutely honest, follow these guidelines:

- **Read the instructions** in the front of all teacher materials.
- **Remove** evaluations from books before your student takes them.
- **Closely supervise** evaluation periods. Do not leave your student alone with his materials.
- **Be sure all course materials** are out of sight while your student takes an evaluation. **Open book evaluations are not allowed.**
- **Do not** help your student with answers or procedures. If he needs any assistance at all, it should be only to explain the directions if he does not understand them. His work must be his own.
- **Evaluations** cannot be retaken. If you think your student is not prepared, give extra help before the evaluation is taken. Do not use test questions or paraphrasing of questions to guide preparation for evaluations.

Grading

When grading student work, please remember the following:

- **Grade** oral and written evaluations using the point values corresponding to the **6-point grading scale** in the teacher keys or the grading information in the front of this manual. Graded **original** written evaluations (not copies) must be sent to the Abeka Academy office with the Progress Report.
- **Write the grade** on the top of the test page and on the Progress Report before sending it to Abeka Academy.

- **If you have a question** on one of your student's answers, put a question mark instead of a grade on the Progress Report. On the graded paper, make a note of your question.

Grading Scales

Abeka Academy uses the following scale when determining grading period averages:

A+	99–100	B	88–90	C–	77–78
A	96–98	B–	85–87	D+	74–76
A–	94–95	C+	82–84	D	70–73
B+	91–93	C	79–81	F	0–69

Use the following when converting a letter grade to a numerical grade unless otherwise designated:

A+	100	C+	83
A	97	C	80
A–	95	C–	78
B+	92	D+	75
B	90	D	72
B–	86	F	69

Progress Reports

Two sets of Progress Reports are included in this appendix. They provide a convenient way for you to organize the grades and materials that you must send to our office. The Progress Report must be sent to Abeka Academy as soon as the grading period is completed. (See Academic Calendar at academy.abeka.com for expected schedule.)

The Home Teacher's Progress Reports are included for your records. If for some reason Abeka Academy does not receive the Progress Report, your copies will be *the only record of the student's work*. It is imperative that you take the following precautions:

- **Enter all grades on both sets of Progress Reports** before mailing the report.
- **Promptly mail Progress Reports** at the end of each grading period.
- **Keep all Home Teacher's Progress Reports** permanently.

If these guidelines are not followed and work is not received, no grades or transcripts will be issued, and the student will be required to repeat the course.

Progress Reports should include the following items:

- Progress Report with all information entered. Be sure to enter all letter grades as a numeric equivalent. See individual subject sections in the front of this manual for guidance.
- All original graded evaluations for the subject.

Please note the following:

- **Send a Progress Report** only when all items on the Progress Report have been completed. Do not include student work with DVD returns.
Exception: If only one subject is incomplete, do not hold the completed Progress Report more than one week.
- **Include all items** requested on each Progress Report, or the grade will be lowered accordingly.
- **Return DVDs** (if applicable) as soon as all items on the final Progress Report have been completed. Full-year courses have three sets of DVDs.

Upon receipt of each Progress Report, Abeka Academy will validate your student's work, adjusting grades as needed to meet accredited requirements. Once all work is evaluated, you may check your student's grades online at academy.abeka.com.

Contact our office if a report card is not received within six weeks. Final report cards and transcripts cannot be completed until all work and all DVDs (if applicable) are received.

Grade 1 Subject Guidelines



... Bible ...

1. The required Bible class is thirty minutes each day. It includes pledge, anthem, songs, verses, prayer time, and a lesson.
2. Your student is required to memorize the Bible passages listed on the Progress Reports from the Authorized King James Version. See *Primary Bible Reader* or Appendix A for passages. Students starting in the second semester are not required to recite Proverbs 3:5–6 and Romans 10:9 in Lesson 91.
3. You should have the student say the memorized passages when indicated in the Daily Guides.
4. Use the scale in the Bible section in the front of this manual for grading Bible passages.
5. As the passages are graded, be sure to record the grades on the Progress Report forms to be sent in upon completion of each six weeks. Use the scale on p. I4 to convert the letter grade to a numerical grade.
6. A student will not receive grades for his other subjects unless all of the required Bible work is completed; therefore, it is very important that you work on the passages regularly and include the grades on the Progress Reports sent to the Abeka Academy office.

... Seatwork ...

1. The purpose of seatwork is to teach your student to concentrate on a given assignment, to work independently, and to provide extra practice. In a classroom, students work on seatwork while the teacher works with the various reading groups.
2. Seatwork should be done using good penmanship.
3. As a reminder, seatwork is for reinforcement and not graded. Assignments can be adjusted as needed for the benefit of your student. See the Seatwork Explanation section in the front of this manual for more information.

... Reading ...

1. Reading is the most important academic subject. Students will use a variety of readers as assigned in the Daily Guides.
2. Eighteen to twenty minutes of each school day should be spent in oral reading with additional reading time during Activity Time.
3. Determine your student's reading group by following the guidelines in the Reading section in the front of this manual. If you are

After watching the video for his assigned reading group, your student will read the pages assigned in the Daily Guides.

unsure of which group to place your student in, place him in the second (average) group. If this material is too difficult, move him to the third reading group. If this material is too simple, move him to the first reading group. Students in the third reading group do not receive a grade higher than a C+. If you feel your student is doing better than C+ reading, move him to the second reading group.

4. The six-weeks reading grade is based on three samples of your student's oral reading. (No reading grade is issued the first six weeks.) Two selections need to be submitted to Abeka Academy to be graded by our instructors. One selection is graded by you, the home teacher. The Daily Guides remind you to evaluate reading each week; the Progress Reports list the lessons that oral recordings should be submitted to Abeka Academy. Use the scale on p. 14 to convert the letter grade to a numerical grade. Grades not needed for the Progress Reports may be kept for your records.
5. Use the grading information on the Progress Reports in this appendix and the information in the Reading section in the front of this manual when evaluating oral reading. Abeka Academy cannot determine comprehension based on the oral readings submitted, but it is to be considered when you evaluate oral reading. Use the questions throughout each story to assess comprehension. Answers to the questions as well as additional information are provided in *Reading 1 Answer Key*. Teacher Editions (optional) are available for purchase from abeka.com if desired.

6. Call our Oral Reading Line (1-800-874-3143 or 1-850-478-8496, ext. 1897) to have your student read the assigned selection for the reading lesson listed on the Progress Report. You will need to clearly indicate your student's name, his ID number, the lesson number, and his reading group (1, 2, or 3) when you call. Your student should read only two minutes of the assigned reading. Your student's oral reading must be submitted in order for a final reading grade to be issued. If you are unable to call our office, you may email a recording to ABAElementary@abeka.com.

Note: We are unable to return recordings. We are unable to grade any oral reading other than the lessons listed on the Progress Reports.

Assisting Struggling Students

1. If your student is having difficulty with his reading, have him circle the phonics special sounds (example: *ay* in *pray*) and mark the vowels in the words. The special sounds can be found in *Handbook for Reading*.
2. If your student is having trouble with expression in his reading, you should read a paragraph or two so that he can imitate you. Do not be afraid to overemphasize in order for your student to understand how to use expression.
3. If your student is having trouble with smoothness in his reading, you should have him read his assignment several times.
4. If your student is struggling with the pace of his reading, keep in mind that pointing to each word slows down the reading process.

Phonics / Language

1. The answers to the pages completed in *Letters and Sounds 1* and *Language 1* as seatwork can be found in the *Letters and Sounds 1* and *Language 1* Teacher Keys. These pages should be checked but not graded.
2. The phonics / language grade is based on the oral and written evaluations found in *Letters and Sounds 1* Tests. Written evaluations are completed with the video teacher. Oral evaluations are completed by the home teacher. Answers, point values, and grade scales are found in *Letters and Sounds 1* Test

Key. The written and oral evaluation grades are not recorded separately on the Progress Report. The oral evaluation grade in the final section is averaged in the overall test grade as indicated by the point values on each test.

3. When grading oral phonics, the time allowed for each response is in the Oral Phonics section of each test. If the student does not respond within the allotted time, count it as a wrong answer and go to the next word.
4. Spelling words learned in Spelling / Poetry are included in phonics tests.

Writing

1. The pages completed in *Writing with Phonics 1* are not graded but should be checked for progress. Ability is largely determined by hand coordination which develops at differ-

ent times for each student. As the muscles in the hand develop, the writing will improve. You should expect your student to do his best each day.

2. A student may be slow in forming letters at first, but it is better for him to start off slowly and learn the formation correctly rather than to have to go back and break the habit.
3. Writing grades are based on the weekly tests found in the back of *Writing with Phonics 1*. Abeka Academy will grade all writing tests. Samples of graded papers are included in Appendix D/E of this manual to help you evaluate how your student is progressing and provide helpful feedback. Because the

skill of penmanship lends itself to continual room for improvement, be cautious about giving unusually high grades. It will be hard to show a student's improvement if he has already received a high grade.

4. For students who have never had cursive, the first grading period grade may be waived at the parent's request. A written request should be submitted in place of the first grading period tests.

--- Arithmetic ---

1. The answers to the pages completed in *Arithmetic 1* can be found in *Arithmetic 1 Teacher Key*. These pages should be checked but not graded.
2. The arithmetic tests and speed drills are located in *Arithmetic 1 Tests & Speed Drills*. The answers and point values are found in *Arithmetic 1 Test & Speed Drill Key*.
3. Speed drills are designed to help the student improve his speed and accuracy in arithmetic. These drills are not graded. To score, mark the number missed at the top of each drill and record that number on the front of the speed drill. A speed drill is not given on the day scheduled for the test.
4. Arithmetic grades are based on the oral and written evaluations found in *Arithmetic 1 Tests & Speed Drills*. These grades are recorded separately on the Progress Report. Please do not average the written and oral test grades together.

5. Written evaluations are completed with the video teacher. Oral evaluations are completed by the home teacher. Answers, point values, and grade scales are found in *Arithmetic 1 Test & Speed Drill Key*. When grading oral arithmetic, allow 3 seconds for a response for each two-number combination and 5 seconds for each three-number combination. (Combinations are listed in the Daily Guides.) If your student does not respond within the allotted time, count it as a wrong answer and go to the next combination. Use the following scale when assigning oral arithmetic grades:

All correct	100	A
Four correct	90	B
Three correct	80	C
Two correct	70	D
One correct	60	F
None correct	50	F

--- Spelling / Poetry ---

1. The answers to the *Spelling and Poetry 1* pages completed as seatwork are found in Appendix G of this manual.
2. A new spelling list is introduced weekly. Spelling words are included on the weekly phonics / language test.

3. Poetry is memorized with the video class. It is not graded, but you may wish to have your student recite it for you.

--- Activity Time ---

1. Students will use *Community Helpers Activity Book*; *Discovering God's World*; *My America and My World*; *Health, Safety, & Manners 1*; and *Art Projects 1*. Answers are found in Appendix H of this manual.





2. Activity Time allows one day each week for Class Singing, one day for Art, and three days for Social Studies, Science, History, or Health.
3. There is no grading for any of these areas.

How Can We Help You?

Contact Information

We are interested in helping your student successfully complete his work. Please let us know early if any problems are encountered. Enrollment, customer service, and academic agents are available to help with all your questions.

You may contact Abeka Academy by one of the following methods:

-  **ONLINE** abeka.com/ContactInfo
-  **EMAIL** ABAelementary@abeka.com
-  **PHONE** U.S. and Canadian Inquiries 1-800-874-3592
International Inquiries 1-850-479-6585
Oral Reading Line 1-850-874-3143
or 1-850-478-8496, ext. 1897
-  **MAIL** For Progress Reports and office correspondence only:

USPS
Abeka Academy
PO Box 17600
Pensacola, FL 32522-7750
USA

Other Carriers
Abeka Academy
240 Waveland St.
Suite A
Pensacola, FL 32503

Accredited students send Progress Reports to the address below. Do not send with any DVD or book returns.
Independent Study (Unaccredited) students should keep these reports for their own records.



First Grade Progress Report

First Grading Period
Grade Sheet—6th week
Lessons 1–30
011M

Account No.					

Student ID No.					

Student Name _____
Last First Middle

Home Teacher _____

Mailing Address _____

City _____ State _____ Date _____

Country/ZIP Code _____ Phone Number _____

Abeka Academy
PO Box 17600
Pensacola, Florida 32522-7750

Check if the above is a change for Shipping Mailing Billing Phone

Home Teacher:	BIBLE	PHONICS																																	
<p>Did you remember to:</p> <ul style="list-style-type: none"> Subtract the number of wrong points from 100? Record numerical grades on lines? Use the following to convert letter grades unless otherwise designated: <table border="0"> <tr> <td>A+ 100</td> <td>C+ 83</td> </tr> <tr> <td>A 97</td> <td>C 80</td> </tr> <tr> <td>A- 95</td> <td>C- 78</td> </tr> <tr> <td>B+ 92</td> <td>D+ 75</td> </tr> <tr> <td>B 90</td> <td>D 72</td> </tr> <tr> <td>B- 86</td> <td>F 69</td> </tr> </table> <ul style="list-style-type: none"> Attach all evaluations to this report? Sign the video statement if you are able? 	A+ 100	C+ 83	A 97	C 80	A- 95	C- 78	B+ 92	D+ 75	B 90	D 72	B- 86	F 69	<table border="1"> <thead> <tr> <th>LESSON</th> <th>PASSAGE</th> <th>GRADE</th> </tr> </thead> <tbody> <tr> <td>21</td> <td>John 3:14–19</td> <td>_____</td> </tr> </tbody> </table>	LESSON	PASSAGE	GRADE	21	John 3:14–19	_____	<table border="1"> <thead> <tr> <th>LESSON</th> <th>TEST</th> <th>GRADE</th> </tr> </thead> <tbody> <tr> <td>14</td> <td>1</td> <td>_____</td> </tr> <tr> <td>19</td> <td>2</td> <td>_____</td> </tr> <tr> <td>24</td> <td>3</td> <td>_____</td> </tr> <tr> <td>29</td> <td>4</td> <td>_____</td> </tr> </tbody> </table>	LESSON	TEST	GRADE	14	1	_____	19	2	_____	24	3	_____	29	4	_____
	A+ 100	C+ 83																																	
	A 97	C 80																																	
	A- 95	C- 78																																	
	B+ 92	D+ 75																																	
	B 90	D 72																																	
	B- 86	F 69																																	
	LESSON	PASSAGE	GRADE																																
	21	John 3:14–19	_____																																
	LESSON	TEST	GRADE																																
14	1	_____																																	
19	2	_____																																	
24	3	_____																																	
29	4	_____																																	
	<p>ARITHMETIC</p> <table border="1"> <thead> <tr> <th>LESSON</th> <th>WRITTEN TEST</th> <th>GRADE</th> </tr> </thead> <tbody> <tr> <td>13</td> <td>1</td> <td>_____</td> </tr> <tr> <td>18</td> <td>2</td> <td>_____</td> </tr> <tr> <td>23</td> <td>3</td> <td>_____</td> </tr> <tr> <td>28</td> <td>4</td> <td>_____</td> </tr> </tbody> </table>	LESSON	WRITTEN TEST	GRADE	13	1	_____	18	2	_____	23	3	_____	28	4	_____																			
LESSON	WRITTEN TEST	GRADE																																	
13	1	_____																																	
18	2	_____																																	
23	3	_____																																	
28	4	_____																																	
	<table border="1"> <thead> <tr> <th>LESSON</th> <th>ORAL TEST</th> <th>GRADE</th> </tr> </thead> <tbody> <tr> <td>13</td> <td>1</td> <td>_____</td> </tr> <tr> <td>18</td> <td>2</td> <td>_____</td> </tr> <tr> <td>23</td> <td>3</td> <td>_____</td> </tr> <tr> <td>28</td> <td>4</td> <td>_____</td> </tr> </tbody> </table>	LESSON	ORAL TEST	GRADE	13	1	_____	18	2	_____	23	3	_____	28	4	_____																			
LESSON	ORAL TEST	GRADE																																	
13	1	_____																																	
18	2	_____																																	
23	3	_____																																	
28	4	_____																																	
		<p>WRITING (To be graded by Abeka Academy. Please ✓ that all tests are included.)</p> <table border="1"> <thead> <tr> <th>LESSON</th> <th>TEST</th> <th>CHECK (✓)</th> </tr> </thead> <tbody> <tr> <td>17</td> <td>1</td> <td>()</td> </tr> <tr> <td>22</td> <td>2</td> <td>()</td> </tr> <tr> <td>27</td> <td>3</td> <td>()</td> </tr> </tbody> </table>	LESSON	TEST	CHECK (✓)	17	1	()	22	2	()	27	3	()																					
LESSON	TEST	CHECK (✓)																																	
17	1	()																																	
22	2	()																																	
27	3	()																																	
		<p>Student has had previous cursive instruction.</p> <p>Circle: Yes No</p> <p>If yes, was the instruction from Abeka?</p> <p>Circle: Yes No</p>																																	

21

I personally verify that the student has watched all video lessons covered by this progress report and that all graded work was completed by the student under a proctor's supervision without any assistance or study materials. I understand that all grades are final following the validation of the work included in this packet and that all work submitted becomes the unconditional property of Abeka Academy and will not be returned.

Home Teacher's signature _____

You may check your student's grades online at academy.abeka.com.

Accredited students send Progress Reports to the address below. Do not send with any DVD or book returns. Independent Study (Unaccredited) students should keep these reports for their own records.



Home Teacher's Copy

First Grade Progress Report

First Grading Period
Grade Sheet—6th week
Lessons 1–30
011M

Account No.					

Student ID No.					

Student Name _____
Last First Middle

Home Teacher _____

Mailing Address _____

City _____ State _____ Date _____

Country/ZIP Code _____ Phone Number _____

Abeka Academy
PO Box 17600
Pensacola, Florida 32522-7750

Check if the above is a change for Shipping Mailing Billing Phone

Home Teacher:	BIBLE			PHONICS																										
<p>Did you remember to:</p> <ul style="list-style-type: none"> Subtract the number of wrong points from 100? Record numerical grades on lines? Use the following to convert letter grades unless otherwise designated: <table border="0"> <tr> <td>A+</td><td>100</td> <td>C+</td><td>83</td> </tr> <tr> <td>A</td><td>97</td> <td>C</td><td>80</td> </tr> <tr> <td>A-</td><td>95</td> <td>C-</td><td>78</td> </tr> <tr> <td>B+</td><td>92</td> <td>D+</td><td>75</td> </tr> <tr> <td>B</td><td>90</td> <td>D</td><td>72</td> </tr> <tr> <td>B-</td><td>86</td> <td>F</td><td>69</td> </tr> </table> <ul style="list-style-type: none"> Attach all evaluations to this report? Sign the video statement if you are able? 	A+	100	C+	83	A	97	C	80	A-	95	C-	78	B+	92	D+	75	B	90	D	72	B-	86	F	69	LESSON	PASSAGE	GRADE	LESSON	TEST	GRADE
	A+	100	C+	83																										
	A	97	C	80																										
	A-	95	C-	78																										
	B+	92	D+	75																										
	B	90	D	72																										
	B-	86	F	69																										
	21	John 3:14–19	_____	14	1	_____																								
	ARITHMETIC			19	2	_____																								
				24	3	_____																								
29				4	_____																									
WRITING (To be graded by Abeka Academy. Please ✓ that all tests are included.)																														
LESSON	WRITTEN TEST	GRADE	LESSON	TEST	CHECK (✓)																									
13	1	_____	17	1	()																									
18	2	_____	22	2	()																									
23	3	_____	27	3	()																									
28	4	_____	Student has had previous cursive instruction. Circle: Yes No																											
LESSON	ORAL TEST	GRADE	If yes, was the instruction from Abeka? Circle: Yes No																											
13	1	_____																												
18	2	_____																												
23	3	_____																												
28	4	_____																												

21

I personally verify that the student has watched all video lessons covered by this progress report and that all graded work was completed by the student under a proctor's supervision without any assistance or study materials. I understand that all grades are final following the validation of the work included in this packet and that all work submitted becomes the unconditional property of Abeka Academy and will not be returned.

Home Teacher's signature _____

You may check your student's grades online at academy.abeka.com.

Accredited students send Progress Reports to the address below. Do not send with any DVD or book returns.
Independent Study (Unaccredited) students should keep these reports for their own records.



First Grade Progress Report

Second Grading Period
Grade Sheet—12th week
Lessons 31–60
012M

Account No.					

Student ID No.					

Student Name _____
Last First Middle

Home Teacher _____

Mailing Address _____

City _____ State _____ Date _____

Country/ZIP Code _____ Phone Number _____

Abeka Academy
PO Box 17600
Pensacola, Florida 32522-7750

Check if the above is a change for Shipping Mailing Billing Phone

Home Teacher:	BIBLE			PHONICS																										
<p>Did you remember to:</p> <ul style="list-style-type: none"> Subtract the number of wrong points from 100? Record numerical grades on lines? Use the following to convert letter grades unless otherwise designated: <table border="0"> <tr> <td>A+</td><td>100</td> <td>C+</td><td>83</td> </tr> <tr> <td>A</td><td>97</td> <td>C</td><td>80</td> </tr> <tr> <td>A-</td><td>95</td> <td>C-</td><td>78</td> </tr> <tr> <td>B+</td><td>92</td> <td>D+</td><td>75</td> </tr> <tr> <td>B</td><td>90</td> <td>D</td><td>72</td> </tr> <tr> <td>B-</td><td>86</td> <td>F</td><td>69</td> </tr> </table> <ul style="list-style-type: none"> Attach all evaluations to this report? Call our Oral Reading Line? Sign the video statement if you are able? 	A+	100	C+	83	A	97	C	80	A-	95	C-	78	B+	92	D+	75	B	90	D	72	B-	86	F	69	LESSON	PASSAGE	GRADE	LESSON	TEST	GRADE
	A+	100	C+	83																										
	A	97	C	80																										
	A-	95	C-	78																										
	B+	92	D+	75																										
	B	90	D	72																										
	B-	86	F	69																										
	41	Psalms 34:8–13	_____	34	5	_____																								
	ARITHMETIC			39	6	_____																								
		WRITTEN		44	7	_____																								
LESSON	TEST	GRADE	49	8	_____																									
33	5	_____	54	9	_____																									
38	6	_____	59	10	_____																									
43	7	_____	WRITING (To be graded by Abeka Academy. Please ✓ that all tests are included.)																											
48	8	_____	LESSON	TEST	CHECK (✓)																									
53	9	_____	32	4	()																									
58	10	_____	37	5	()																									
LESSON	ORAL	GRADE	42	6	()																									
33	TEST	_____	47	7	()																									
38	5	_____	52	8	()																									
43	6	_____	57	9	()																									
48	7	_____																												
53	8	_____																												
58	9	_____																												
	10	_____																												

(over)

ORAL READING (To be graded by Abeka Academy)				CHECK (✓)	GRADE	Home Teacher: The oral reading grade is based on the reading submitted to the Abeka Academy office. Please call our Oral Reading Line (1-800-874-3143 or 1-850-478-8496, ext. 1897) to have your student read the lessons listed. Our instructors will issue a grade for only these assigned lessons. Please have your account number, student ID, lesson number, and group number (1, 2, or 3) ready when you call. Please ✓ that the assigned reading lessons have been submitted. If you are unable to call, you may email a recording to ABAElementary@abeka.com . If you have more than one student, record each student's readings on a separate recording. Note: We are unable to return recordings. Independent Study students should not submit oral readings.
LESSON	GROUP	ASSIGNED READING				
38	1 (Giraffes)	<i>Tiptoes</i> , pp. 104–105	()			
	2 (Monkeys)	<i>Tiptoes</i> , pp. 30–31	()			
	3 (Elephants)	<i>Fun with Pets</i> , p. 77	()			
48	1 (Giraffes)	<i>Stepping Stones</i> , pp. 63–64	()			
	2 (Monkeys)	<i>Tiptoes</i> , pp. 72–73	()			
	3 (Elephants)	<i>Fun with Pets</i> , pp. 113–114	()			
ORAL READING (To be graded by the Home Teacher)						
LESSON	GROUP	ASSIGNED READING				
43	1 (Giraffes)	<i>Stepping Stones</i> , pp. 22–23				
	2 (Monkeys)	<i>Tiptoes</i> , pp. 48–49				
	3 (Elephants)	<i>Fun with Pets</i> , p. 96				
Areas to Improve:		Key:				
Please ✓ areas needing improvement.		A(+/-): Excellent				
Accuracy ()		B(+/-): Very Good				
Expression ()		C(+/-): Good				
Comprehension ()		D(+): Needs Improvement				

21

I personally verify that the student has watched all video lessons covered by this progress report and that all graded work was completed by the student under a proctor's supervision without any assistance or study materials. I understand that all grades are final following the validation of the work included in this packet and that all work submitted becomes the unconditional property of Abeka Academy and will not be returned.

Home Teacher's signature _____

You may check your student's grades online at academy.abeka.com.

Accredited students send Progress Reports to the address below. Do not send with any DVD or book returns.
Independent Study (Unaccredited) students should keep these reports for their own records.



Home Teacher's Copy

First Grade Progress Report

Second Grading Period
Grade Sheet—12th week
Lessons 31–60
012M

Account No.					

Student ID No.					

Student Name _____
Last First Middle

Home Teacher _____

Mailing Address _____

City _____ State _____ Date _____

Country/ZIP Code _____ Phone Number _____

Abeka Academy
PO Box 17600
Pensacola, Florida 32522-7750

Check if the above is a change for Shipping Mailing Billing Phone

Home Teacher:	BIBLE	PHONICS																																																
Did you remember to: • Subtract the number of wrong points from 100? • Record numerical grades on lines? Use the following to convert letter grades unless otherwise designated: A+ 100 C+ 83 A 97 C 80 A- 95 C- 78 B+ 92 D+ 75 B 90 D 72 B- 86 F 69 • Attach all evaluations to this report? • Call our Oral Reading Line? • Sign the video statement if you are able?	<table border="1"> <thead> <tr> <th>LESSON</th> <th>PASSAGE</th> <th>GRADE</th> </tr> </thead> <tbody> <tr> <td>41</td> <td>Psalms 34:8–13</td> <td>_____</td> </tr> </tbody> </table>	LESSON	PASSAGE	GRADE	41	Psalms 34:8–13	_____	<table border="1"> <thead> <tr> <th>LESSON</th> <th>TEST</th> <th>GRADE</th> </tr> </thead> <tbody> <tr> <td>34</td> <td>5</td> <td>_____</td> </tr> <tr> <td>39</td> <td>6</td> <td>_____</td> </tr> <tr> <td>44</td> <td>7</td> <td>_____</td> </tr> <tr> <td>49</td> <td>8</td> <td>_____</td> </tr> <tr> <td>54</td> <td>9</td> <td>_____</td> </tr> <tr> <td>59</td> <td>10</td> <td>_____</td> </tr> </tbody> </table>	LESSON	TEST	GRADE	34	5	_____	39	6	_____	44	7	_____	49	8	_____	54	9	_____	59	10	_____																					
	LESSON	PASSAGE	GRADE																																															
	41	Psalms 34:8–13	_____																																															
	LESSON	TEST	GRADE																																															
	34	5	_____																																															
	39	6	_____																																															
	44	7	_____																																															
	49	8	_____																																															
	54	9	_____																																															
	59	10	_____																																															
	<table border="1"> <thead> <tr> <th colspan="3">ARITHMETIC</th> </tr> <tr> <th>LESSON</th> <th>WRITTEN TEST</th> <th>GRADE</th> </tr> </thead> <tbody> <tr> <td>33</td> <td>5</td> <td>_____</td> </tr> <tr> <td>38</td> <td>6</td> <td>_____</td> </tr> <tr> <td>43</td> <td>7</td> <td>_____</td> </tr> <tr> <td>48</td> <td>8</td> <td>_____</td> </tr> <tr> <td>53</td> <td>9</td> <td>_____</td> </tr> <tr> <td>58</td> <td>10</td> <td>_____</td> </tr> </tbody> </table>	ARITHMETIC			LESSON	WRITTEN TEST	GRADE	33	5	_____	38	6	_____	43	7	_____	48	8	_____	53	9	_____	58	10	_____	<table border="1"> <thead> <tr> <th colspan="3">WRITING (To be graded by Abeka Academy. Please ✓ that all tests are included.)</th> </tr> <tr> <th>LESSON</th> <th>TEST</th> <th>CHECK (✓)</th> </tr> </thead> <tbody> <tr> <td>32</td> <td>4</td> <td>()</td> </tr> <tr> <td>37</td> <td>5</td> <td>()</td> </tr> <tr> <td>42</td> <td>6</td> <td>()</td> </tr> <tr> <td>47</td> <td>7</td> <td>()</td> </tr> <tr> <td>52</td> <td>8</td> <td>()</td> </tr> <tr> <td>57</td> <td>9</td> <td>()</td> </tr> </tbody> </table>	WRITING (To be graded by Abeka Academy. Please ✓ that all tests are included.)			LESSON	TEST	CHECK (✓)	32	4	()	37	5	()	42	6	()	47	7	()	52	8	()	57	9	()
ARITHMETIC																																																		
LESSON	WRITTEN TEST	GRADE																																																
33	5	_____																																																
38	6	_____																																																
43	7	_____																																																
48	8	_____																																																
53	9	_____																																																
58	10	_____																																																
WRITING (To be graded by Abeka Academy. Please ✓ that all tests are included.)																																																		
LESSON	TEST	CHECK (✓)																																																
32	4	()																																																
37	5	()																																																
42	6	()																																																
47	7	()																																																
52	8	()																																																
57	9	()																																																
	<table border="1"> <thead> <tr> <th>LESSON</th> <th>ORAL TEST</th> <th>GRADE</th> </tr> </thead> <tbody> <tr> <td>33</td> <td>5</td> <td>_____</td> </tr> <tr> <td>38</td> <td>6</td> <td>_____</td> </tr> <tr> <td>43</td> <td>7</td> <td>_____</td> </tr> <tr> <td>48</td> <td>8</td> <td>_____</td> </tr> <tr> <td>53</td> <td>9</td> <td>_____</td> </tr> <tr> <td>58</td> <td>10</td> <td>_____</td> </tr> </tbody> </table>	LESSON	ORAL TEST	GRADE	33	5	_____	38	6	_____	43	7	_____	48	8	_____	53	9	_____	58	10	_____																												
LESSON	ORAL TEST	GRADE																																																
33	5	_____																																																
38	6	_____																																																
43	7	_____																																																
48	8	_____																																																
53	9	_____																																																
58	10	_____																																																

(over)

ORAL READING (To be graded by Abeka Academy)				CHECK (✓)	GRADE	Home Teacher: The oral reading grade is based on the reading submitted to the Abeka Academy office. Please call our Oral Reading Line (1-800-874-3143 or 1-850-478-8496, ext. 1897) to have your student read the lessons listed. Our instructors will issue a grade for only these assigned lessons. Please have your account number, student ID, lesson number, and group number (1, 2, or 3) ready when you call. Please ✓ that the assigned reading lessons have been submitted. If you are unable to call, you may email a recording to ABAElementary@abeka.com . If you have more than one student, record each student's readings on a separate recording. Note: We are unable to return recordings. Independent Study students should not submit oral readings.
LESSON	GROUP	ASSIGNED READING				
38	1 (Giraffes)	<i>Tiptoes</i> , pp. 104–105	()			
	2 (Monkeys)	<i>Tiptoes</i> , pp. 30–31	()			
	3 (Elephants)	<i>Fun with Pets</i> , p. 77	()			
48	1 (Giraffes)	<i>Stepping Stones</i> , pp. 63–64	()			
	2 (Monkeys)	<i>Tiptoes</i> , pp. 72–73	()			
	3 (Elephants)	<i>Fun with Pets</i> , pp. 113–114	()			
ORAL READING (To be graded by the Home Teacher)						
LESSON	GROUP	ASSIGNED READING				
43	1 (Giraffes)	<i>Stepping Stones</i> , pp. 22–23				
	2 (Monkeys)	<i>Tiptoes</i> , pp. 48–49				
	3 (Elephants)	<i>Fun with Pets</i> , p. 96				
Areas to Improve:		Key:				
Please ✓ areas needing improvement.		A(+/-): Excellent				
Accuracy ()		B(+/-): Very Good				
Expression ()		C(+/-): Good				
Comprehension ()		D(+): Needs Improvement				

21

I personally verify that the student has watched all video lessons covered by this progress report and that all graded work was completed by the student under a proctor's supervision without any assistance or study materials. I understand that all grades are final following the validation of the work included in this packet and that all work submitted becomes the unconditional property of Abeka Academy and will not be returned.

Home Teacher's signature _____

You may check your student's grades online at academy.abeka.com.

Accredited students send Progress Reports to the address below. Do not send with any DVD or book returns.
Independent Study (Unaccredited) students should keep these reports for their own records.



First Grade Progress Report

Third Grading Period
Grade Sheet—18th week
Lessons 61–90
013M

Account No.					

Student ID No.					

Student Name _____
Last First Middle

Home Teacher _____

Mailing Address _____

City _____ State _____ Date _____

Country/ZIP Code _____ Phone Number _____

Abeka Academy
PO Box 17600
Pensacola, Florida 32522-7750

Check if the above is a change for Shipping Mailing Billing Phone

Home Teacher:	BIBLE			PHONICS																										
<p>Did you remember to:</p> <ul style="list-style-type: none"> Subtract the number of wrong points from 100? Record numerical grades on lines? Use the following to convert letter grades unless otherwise designated: <table border="0"> <tr> <td>A+</td><td>100</td> <td>C+</td><td>83</td> </tr> <tr> <td>A</td><td>97</td> <td>C</td><td>80</td> </tr> <tr> <td>A-</td><td>95</td> <td>C-</td><td>78</td> </tr> <tr> <td>B+</td><td>92</td> <td>D+</td><td>75</td> </tr> <tr> <td>B</td><td>90</td> <td>D</td><td>72</td> </tr> <tr> <td>B-</td><td>86</td> <td>F</td><td>69</td> </tr> </table> <ul style="list-style-type: none"> Attach all evaluations to this report? Call our Oral Reading Line? Sign the video statement if you are able? 	A+	100	C+	83	A	97	C	80	A-	95	C-	78	B+	92	D+	75	B	90	D	72	B-	86	F	69	LESSON	PASSAGE	GRADE	LESSON	TEST	GRADE
	A+	100	C+	83																										
	A	97	C	80																										
	A-	95	C-	78																										
	B+	92	D+	75																										
	B	90	D	72																										
	B-	86	F	69																										
	61	Psalm 34:14–19	_____	64	11	_____																								
	ARITHMETIC			69	12	_____																								
		WRITTEN		74	13	_____																								
LESSON	TEST	GRADE	79	14	_____																									
63	11	_____	84	15	_____																									
68	12	_____	89	16	_____																									
73	13	_____	WRITING (To be graded by Abeka Academy. Please ✓ that all tests are included.)																											
78	14	_____	LESSON	TEST	CHECK (✓)																									
83	15	_____	62	10	()																									
88	16	_____	67	11	()																									
LESSON	ORAL	GRADE	72	12	()																									
63	TEST	_____	77	13	()																									
68	11	_____	82	14	()																									
73	12	_____	87	15	()																									
78	13	_____																												
83	14	_____																												
88	15	_____																												
	16	_____																												

(over)

ORAL READING (To be graded by Abeka Academy)				CHECK (✓)	
LESSON	GROUP	ASSIGNED READING			
68	1 (Giraffes)	<i>Secrets and Surprises</i> , pp. 134–137	()		
	2 (Monkeys)	<i>Stepping Stones</i> , pp. 44–47	()		
	3 (Elephants)	<i>Tiptoes</i> , pp. 58–59	()		
88	1 (Giraffes)	<i>Kind and Brave</i> , pp. 98–99	()		
	2 (Monkeys)	<i>Secrets and Surprises</i> , pp. 41–43	()		
	3 (Elephants)	<i>Stepping Stones</i> , pp. 10–11	()		
ORAL READING (To be graded by the Home Teacher)				GRADE	
LESSON	GROUP	ASSIGNED READING			
73	1 (Giraffes)	<i>Secrets and Surprises</i> , pp. 167–170		_____	
	2 (Monkeys)	<i>Stepping Stones</i> , pp. 66–68			
	3 (Elephants)	<i>Tiptoes</i> , pp. 75–76			
Areas to Improve: Please ✓ areas needing improvement.		Key: A(+/-): Excellent B(+/-): Very Good C(+/-): Good D(+): Needs Improvement			

Home Teacher:

The oral reading grade is based on the reading submitted to the Abeka Academy office. Please call our Oral Reading Line (1-800-874-3143 or 1-850-478-8496, ext. 1897) to have your student read the lessons listed. Our instructors will issue a grade for only these assigned lessons. **Please have your account number, student ID, lesson number, and group number (1, 2, or 3) ready when you call.** Please ✓ that the assigned reading lessons have been submitted. If you are unable to call, you may email a recording to ABAElementary@abeka.com. If you have more than one student, record each student's readings on a separate recording.

Note: We are unable to return recordings. Independent Study students should not submit oral readings.

21

I personally verify that the student has watched all video lessons covered by this progress report and that all graded work was completed by the student under a proctor's supervision without any assistance or study materials. I understand that all grades are final following the validation of the work included in this packet and that all work submitted becomes the unconditional property of Abeka Academy and will not be returned.

Home Teacher's signature _____

You may check your student's grades online at academy.abeka.com.

Accredited students send Progress Reports to the address below. Do not send with any DVD or book returns.
Independent Study (Unaccredited) students should keep these reports for their own records.



Home Teacher's Copy

First Grade Progress Report

Third Grading Period
Grade Sheet—18th week
Lessons 61–90
013M

Account No.					

Student ID No.					

Student Name _____
Last First Middle

Home Teacher _____

Mailing Address _____

City _____ State _____ Date _____

Country/ZIP Code _____ Phone Number _____

Abeka Academy
PO Box 17600
Pensacola, Florida 32522-7750

Check if the above is a change for Shipping Mailing Billing Phone

Home Teacher:	BIBLE			PHONICS														
<p>Did you remember to:</p> <ul style="list-style-type: none"> Subtract the number of wrong points from 100? Record numerical grades on lines? Use the following to convert letter grades unless otherwise designated: <table border="0"> <tr> <td>A+ 100</td> <td>C+ 83</td> </tr> <tr> <td>A 97</td> <td>C 80</td> </tr> <tr> <td>A- 95</td> <td>C- 78</td> </tr> <tr> <td>B+ 92</td> <td>D+ 75</td> </tr> <tr> <td>B 90</td> <td>D 72</td> </tr> <tr> <td>B- 86</td> <td>F 69</td> </tr> </table> <ul style="list-style-type: none"> Attach all evaluations to this report? Call our Oral Reading Line? Sign the video statement if you are able? 	A+ 100	C+ 83	A 97	C 80	A- 95	C- 78	B+ 92	D+ 75	B 90	D 72	B- 86	F 69	LESSON	PASSAGE	GRADE	LESSON	TEST	GRADE
	A+ 100	C+ 83																
	A 97	C 80																
	A- 95	C- 78																
	B+ 92	D+ 75																
	B 90	D 72																
	B- 86	F 69																
	61	Psalms 34:14–19	_____	64	11	_____												
	ARITHMETIC			69	12	_____												
				WRITTEN TEST			74	13	_____									
LESSON	TEST	GRADE	79	14	_____													
63	11	_____	84	15	_____													
68	12	_____	89	16	_____													
73	13	_____	WRITING (To be graded by Abeka Academy. Please ✓ that all tests are included.)															
78	14	_____																
83	15	_____																
88	16	_____																
LESSON	ORAL TEST	GRADE																
62	10	()																
67	11	()																
72	12	()																
77	13	()																
82	14	()																
87	15	()																

(over)

ORAL READING (To be graded by Abeka Academy)				CHECK (✓)	
LESSON	GROUP	ASSIGNED READING			
68	1 (Giraffes)	<i>Secrets and Surprises</i> , pp. 134–137	()		Home Teacher: The oral reading grade is based on the reading submitted to the Abeka Academy office. Please call our Oral Reading Line (1-800-874-3143 or 1-850-478-8496, ext. 1897) to have your student read the lessons listed. Our instructors will issue a grade for only these assigned lessons. Please have your account number, student ID, lesson number, and group number (1, 2, or 3) ready when you call. Please ✓ that the assigned reading lessons have been submitted. If you are unable to call, you may email a recording to ABAElementary@abeka.com . If you have more than one student, record each student's readings on a separate recording. Note: We are unable to return recordings. Independent Study students should not submit oral readings.
	2 (Monkeys)	<i>Stepping Stones</i> , pp. 44–47	()		
	3 (Elephants)	<i>Tiptoes</i> , pp. 58–59	()		
88	1 (Giraffes)	<i>Kind and Brave</i> , pp. 98–99	()		
	2 (Monkeys)	<i>Secrets and Surprises</i> , pp. 41–43	()		
	3 (Elephants)	<i>Stepping Stones</i> , pp. 10–11	()		
ORAL READING (To be graded by the Home Teacher)					
LESSON	GROUP	ASSIGNED READING			
73	1 (Giraffes)	<i>Secrets and Surprises</i> , pp. 167–170			Grade: _____ Key: A(+/-): Excellent B(+/-): Very Good C(+/-): Good D(+): Needs Improvement
	2 (Monkeys)	<i>Stepping Stones</i> , pp. 66–68			
	3 (Elephants)	<i>Tiptoes</i> , pp. 75–76			
Areas to Improve: Please ✓ areas needing improvement.					
	Accuracy ()				
	Expression ()				
	Comprehension ()				

21

I personally verify that the student has watched all video lessons covered by this progress report and that all graded work was completed by the student under a proctor's supervision without any assistance or study materials. I understand that all grades are final following the validation of the work included in this packet and that all work submitted becomes the unconditional property of Abeka Academy and will not be returned.

Home Teacher's signature _____

You may check your student's grades online at academy.abeka.com.

Accredited students send Progress Reports to the address below. Do not send with any DVD or book returns.
Independent Study (Unaccredited) students should keep these reports for their own records.



First Grade Progress Report

Fourth Grading Period
Grade Sheet—24th week
Lessons 91–120
014M

Account No.					

Student ID No.					

Student Name _____
Last First Middle

Home Teacher _____

Mailing Address _____

City _____ State _____ Date _____

Country/ZIP Code _____ Phone Number _____

Abeka Academy
PO Box 17600
Pensacola, Florida 32522-7750

Check if the above is a change for Shipping Mailing Billing Phone

Home Teacher:	BIBLE	PHONICS																																										
<p>Did you remember to:</p> <ul style="list-style-type: none"> Subtract the number of wrong points from 100? Record numerical grades on lines? Use the following to convert letter grades unless otherwise designated: <table style="margin-left: 20px;"> <tr> <td>A+ 100</td> <td>C+ 83</td> </tr> <tr> <td>A 97</td> <td>C 80</td> </tr> <tr> <td>A- 95</td> <td>C- 78</td> </tr> <tr> <td>B+ 92</td> <td>D+ 75</td> </tr> <tr> <td>B 90</td> <td>D 72</td> </tr> <tr> <td>B- 86</td> <td>F 69</td> </tr> </table> <ul style="list-style-type: none"> Attach all evaluations to this report? Call our Oral Reading Line? Sign the video statement if you are able? 	A+ 100	C+ 83	A 97	C 80	A- 95	C- 78	B+ 92	D+ 75	B 90	D 72	B- 86	F 69	<table border="1"> <thead> <tr> <th>LESSON</th> <th>PASSAGE</th> <th>GRADE</th> </tr> </thead> <tbody> <tr> <td>91*</td> <td>Proverbs 3:5–6; Romans 10:9</td> <td>_____</td> </tr> <tr> <td>111</td> <td>Matthew 18:1–6</td> <td>_____</td> </tr> </tbody> </table> <p><small>*Not required for students taking only the second semester.</small></p>	LESSON	PASSAGE	GRADE	91*	Proverbs 3:5–6; Romans 10:9	_____	111	Matthew 18:1–6	_____	<table border="1"> <thead> <tr> <th>LESSON</th> <th>TEST</th> <th>GRADE</th> </tr> </thead> <tbody> <tr><td>94</td><td>17</td><td>_____</td></tr> <tr><td>99</td><td>18</td><td>_____</td></tr> <tr><td>104</td><td>19</td><td>_____</td></tr> <tr><td>109</td><td>20</td><td>_____</td></tr> <tr><td>114</td><td>21</td><td>_____</td></tr> <tr><td>119</td><td>22</td><td>_____</td></tr> </tbody> </table>	LESSON	TEST	GRADE	94	17	_____	99	18	_____	104	19	_____	109	20	_____	114	21	_____	119	22	_____
	A+ 100	C+ 83																																										
	A 97	C 80																																										
	A- 95	C- 78																																										
	B+ 92	D+ 75																																										
	B 90	D 72																																										
	B- 86	F 69																																										
	LESSON	PASSAGE	GRADE																																									
	91*	Proverbs 3:5–6; Romans 10:9	_____																																									
	111	Matthew 18:1–6	_____																																									
LESSON	TEST	GRADE																																										
94	17	_____																																										
99	18	_____																																										
104	19	_____																																										
109	20	_____																																										
114	21	_____																																										
119	22	_____																																										
	ARITHMETIC	WRITING (To be graded by Abeka Academy. Please ✓ that all tests are included.)																																										
	<table border="1"> <thead> <tr> <th>LESSON</th> <th>WRITTEN TEST</th> <th>GRADE</th> </tr> </thead> <tbody> <tr><td>93</td><td>17</td><td>_____</td></tr> <tr><td>98</td><td>18</td><td>_____</td></tr> <tr><td>103</td><td>19</td><td>_____</td></tr> <tr><td>108</td><td>20</td><td>_____</td></tr> <tr><td>113</td><td>21</td><td>_____</td></tr> <tr><td>118</td><td>22</td><td>_____</td></tr> </tbody> </table>	LESSON	WRITTEN TEST	GRADE	93	17	_____	98	18	_____	103	19	_____	108	20	_____	113	21	_____	118	22	_____	<table border="1"> <thead> <tr> <th>LESSON</th> <th>TEST</th> <th>CHECK (✓)</th> </tr> </thead> <tbody> <tr><td>92</td><td>16</td><td>()</td></tr> <tr><td>97</td><td>17</td><td>()</td></tr> <tr><td>102</td><td>18</td><td>()</td></tr> <tr><td>107</td><td>19</td><td>()</td></tr> <tr><td>112</td><td>20</td><td>()</td></tr> <tr><td>117</td><td>21</td><td>()</td></tr> </tbody> </table>	LESSON	TEST	CHECK (✓)	92	16	()	97	17	()	102	18	()	107	19	()	112	20	()	117	21	()
LESSON	WRITTEN TEST	GRADE																																										
93	17	_____																																										
98	18	_____																																										
103	19	_____																																										
108	20	_____																																										
113	21	_____																																										
118	22	_____																																										
LESSON	TEST	CHECK (✓)																																										
92	16	()																																										
97	17	()																																										
102	18	()																																										
107	19	()																																										
112	20	()																																										
117	21	()																																										
	<table border="1"> <thead> <tr> <th>LESSON</th> <th>ORAL TEST</th> <th>GRADE</th> </tr> </thead> <tbody> <tr><td>93</td><td>17</td><td>_____</td></tr> <tr><td>98</td><td>18</td><td>_____</td></tr> <tr><td>103</td><td>19</td><td>_____</td></tr> <tr><td>108</td><td>20</td><td>_____</td></tr> <tr><td>113</td><td>21</td><td>_____</td></tr> <tr><td>118</td><td>22</td><td>_____</td></tr> </tbody> </table>	LESSON	ORAL TEST	GRADE	93	17	_____	98	18	_____	103	19	_____	108	20	_____	113	21	_____	118	22	_____	<p>SECOND SEMESTER STUDENT ONLY Student has had previous cursive instruction.</p> <p>Circle: Yes No</p> <p>If yes, was the instruction from Abeka?</p> <p>Circle: Yes No</p>																					
LESSON	ORAL TEST	GRADE																																										
93	17	_____																																										
98	18	_____																																										
103	19	_____																																										
108	20	_____																																										
113	21	_____																																										
118	22	_____																																										

(over)

ORAL READING (To be graded by Abeka Academy)				CHECK (✓)	GRADE	Home Teacher: The oral reading grade is based on the reading submitted to the Abeka Academy office. Please call our Oral Reading Line (1-800-874-3143 or 1-850-478-8496, ext. 1897) to have your student read the lessons listed. Our instructors will issue a grade for only these assigned lessons. Please have your account number, student ID, lesson number, and group number (1, 2, or 3) ready when you call. Please ✓ that the assigned reading lessons have been submitted. If you are unable to call, you may email a recording to ABAElementary@abeka.com . If you have more than one student, record each student's readings on a separate recording. Note: We are unable to return recordings. Independent Study students should not submit oral readings.
LESSON	GROUP	ASSIGNED READING				
108	1 (Giraffes)	<i>Aesop's Fables</i> , p. 108	()			
	2 (Monkeys)	<i>Kind and Brave</i> , pp. 41–43	()			
	3 (Elephants)	<i>Stepping Stones</i> , pp. 84–85	()			
118	1 (Giraffes)	<i>Strong and True</i> , pp. 67–70	()			
	2 (Monkeys)	<i>Kind and Brave</i> , p. 94	()			
	3 (Elephants)	<i>Secrets and Surprises</i> , pp. 1–3	()			
ORAL READING (To be graded by the Home Teacher)						
LESSON	GROUP	ASSIGNED READING				
113	1 (Giraffes)	<i>Strong and True</i> , pp. 30–32				
	2 (Monkeys)	<i>Kind and Brave</i> , p. 65				
	3 (Elephants)	<i>Stepping Stones</i> , pp. 104–106				
Areas to Improve: Please ✓ areas needing improvement.		Key: A(+/-): Excellent B(+/-): Very Good C(+/-): Good D(+): Needs Improvement				
	Accuracy ()					
	Expression ()					
	Comprehension ()					

21

I personally verify that the student has watched all video lessons covered by this progress report and that all graded work was completed by the student under a proctor's supervision without any assistance or study materials. I understand that all grades are final following the validation of the work included in this packet and that all work submitted becomes the unconditional property of Abeka Academy and will not be returned.

Home Teacher's signature _____

You may check your student's grades online at academy.abeka.com.

**Accredited students send Progress Reports to the address below. Do not send with any DVD or book returns.
Independent Study (Unaccredited) students should keep these reports for their own records.**



Home Teacher's Copy

First Grade Progress Report

Fourth Grading Period
Grade Sheet—24th week
Lessons 91–120
014M

Account No.					

Student ID No.					

Student Name _____
Last First Middle

Home Teacher _____

Mailing Address _____

Abeka Academy
PO Box 17600
Pensacola, Florida 32522-7750

City _____ State _____ Date _____

Country/ZIP Code _____ Phone Number _____

Check if the above is a change for Shipping Mailing Billing Phone

Home Teacher:		BIBLE			PHONICS				
Did you remember to: • Subtract the number of wrong points from 100? • Record numerical grades on lines? Use the following to convert letter grades unless otherwise designated: A+ 100 C+ 83 A 97 C 80 A- 95 C- 78 B+ 92 D+ 75 B 90 D 72 B- 86 F 69 • Attach all evaluations to this report? • Call our Oral Reading Line? • Sign the video statement if you are able?		LESSON PASSAGE GRADE 91* Proverbs 3:5-6; _____ Romans 10:9 111 Matthew 18:1-6 _____ <small>*Not required for students taking only the second semester.</small>	LESSON TEST GRADE 94 17 _____ 99 18 _____ 104 19 _____ 109 20 _____ 114 21 _____ 119 22 _____	ARITHMETIC LESSON WRITTEN TEST GRADE 93 17 _____ 98 18 _____ 103 19 _____ 108 20 _____ 113 21 _____ 118 22 _____ LESSON ORAL TEST GRADE 93 17 _____ 98 18 _____ 103 19 _____ 108 20 _____ 113 21 _____ 118 22 _____			WRITING (To be graded by Abeka Academy. Please ✓ that all tests are included.) LESSON TEST CHECK (✓) 92 16 () 97 17 () 102 18 () 107 19 () 112 20 () 117 21 ()		
		SECOND SEMESTER STUDENT ONLY Student has had previous cursive instruction. Circle: Yes No If yes, was the instruction from Abeka? Circle: Yes No							

(over)

ORAL READING (To be graded by Abeka Academy)				CHECK (✓)	GRADE	Home Teacher: The oral reading grade is based on the reading submitted to the Abeka Academy office. Please call our Oral Reading Line (1-800-874-3143 or 1-850-478-8496, ext. 1897) to have your student read the lessons listed. Our instructors will issue a grade for only these assigned lessons. Please have your account number, student ID, lesson number, and group number (1, 2, or 3) ready when you call. Please ✓ that the assigned reading lessons have been submitted. If you are unable to call, you may email a recording to ABAElementary@abeka.com . If you have more than one student, record each student's readings on a separate recording. Note: We are unable to return recordings. Independent Study students should not submit oral readings.
LESSON	GROUP	ASSIGNED READING				
108	1 (Giraffes)	<i>Aesop's Fables</i> , p. 108	()			
	2 (Monkeys)	<i>Kind and Brave</i> , pp. 41–43	()			
	3 (Elephants)	<i>Stepping Stones</i> , pp. 84–85	()			
118	1 (Giraffes)	<i>Strong and True</i> , pp. 67–70	()			
	2 (Monkeys)	<i>Kind and Brave</i> , p. 94	()			
	3 (Elephants)	<i>Secrets and Surprises</i> , pp. 1–3	()			
ORAL READING (To be graded by the Home Teacher)						
LESSON	GROUP	ASSIGNED READING				
113	1 (Giraffes)	<i>Strong and True</i> , pp. 30–32				
	2 (Monkeys)	<i>Kind and Brave</i> , p. 65				
	3 (Elephants)	<i>Stepping Stones</i> , pp. 104–106				
Areas to Improve: Please ✓ areas needing improvement.		Key: A(+/-): Excellent B(+/-): Very Good C(+/-): Good D(+): Needs Improvement				
	Accuracy ()					
	Expression ()					
	Comprehension ()					

21

I personally verify that the student has watched all video lessons covered by this progress report and that all graded work was completed by the student under a proctor's supervision without any assistance or study materials. I understand that all grades are final following the validation of the work included in this packet and that all work submitted becomes the unconditional property of Abeka Academy and will not be returned.

Home Teacher's signature _____

You may check your student's grades online at academy.abeka.com.

Accredited students send Progress Reports to the address below. Do not send with any DVD or book returns.
Independent Study (Unaccredited) students should keep these reports for their own records.



First Grade Progress Report

Fifth Grading Period
Grade Sheet—30th week
Lessons 121–150
015M

Account No.					

Student ID No.					

Student Name _____
Last First Middle

Home Teacher _____

Mailing Address _____

City _____ State _____ Date _____

Country/ZIP Code _____ Phone Number _____

Abeka Academy
PO Box 17600
Pensacola, Florida 32522-7750

Check if the above is a change for Shipping Mailing Billing Phone

Home Teacher:	BIBLE	PHONICS																																										
<p>Did you remember to:</p> <ul style="list-style-type: none"> Subtract the number of wrong points from 100? Record numerical grades on lines? Use the following to convert letter grades unless otherwise designated: <table border="0"> <tr> <td>A+ 100</td> <td>C+ 83</td> </tr> <tr> <td>A 97</td> <td>C 80</td> </tr> <tr> <td>A- 95</td> <td>C- 78</td> </tr> <tr> <td>B+ 92</td> <td>D+ 75</td> </tr> <tr> <td>B 90</td> <td>D 72</td> </tr> <tr> <td>B- 86</td> <td>F 69</td> </tr> </table> <ul style="list-style-type: none"> Attach all evaluations to this report? Call our Oral Reading Line? Sign the video statement if you are able? 	A+ 100	C+ 83	A 97	C 80	A- 95	C- 78	B+ 92	D+ 75	B 90	D 72	B- 86	F 69	<table border="1"> <thead> <tr> <th>LESSON</th> <th>PASSAGE</th> <th>GRADE</th> </tr> </thead> <tbody> <tr> <td>131</td> <td>Exodus 20:3–5a, 7–8, 12–17</td> <td>_____</td> </tr> </tbody> </table>	LESSON	PASSAGE	GRADE	131	Exodus 20:3–5a, 7–8, 12–17	_____	<table border="1"> <thead> <tr> <th>LESSON</th> <th>TEST</th> <th>GRADE</th> </tr> </thead> <tbody> <tr> <td>124</td> <td>23</td> <td>_____</td> </tr> <tr> <td>129</td> <td>24</td> <td>_____</td> </tr> <tr> <td>134</td> <td>25</td> <td>_____</td> </tr> <tr> <td>139</td> <td>26</td> <td>_____</td> </tr> <tr> <td>144</td> <td>27</td> <td>_____</td> </tr> <tr> <td>149</td> <td>28</td> <td>_____</td> </tr> </tbody> </table>	LESSON	TEST	GRADE	124	23	_____	129	24	_____	134	25	_____	139	26	_____	144	27	_____	149	28	_____			
	A+ 100	C+ 83																																										
	A 97	C 80																																										
	A- 95	C- 78																																										
	B+ 92	D+ 75																																										
	B 90	D 72																																										
	B- 86	F 69																																										
	LESSON	PASSAGE	GRADE																																									
	131	Exodus 20:3–5a, 7–8, 12–17	_____																																									
	LESSON	TEST	GRADE																																									
124	23	_____																																										
129	24	_____																																										
134	25	_____																																										
139	26	_____																																										
144	27	_____																																										
149	28	_____																																										
	<table border="1"> <thead> <tr> <th colspan="3">ARITHMETIC</th> </tr> <tr> <th>LESSON</th> <th>WRITTEN TEST</th> <th>GRADE</th> </tr> </thead> <tbody> <tr><td>123</td><td>23</td><td>_____</td></tr> <tr><td>128</td><td>24</td><td>_____</td></tr> <tr><td>133</td><td>25</td><td>_____</td></tr> <tr><td>138</td><td>26</td><td>_____</td></tr> <tr><td>143</td><td>27</td><td>_____</td></tr> <tr><td>148</td><td>28</td><td>_____</td></tr> </tbody> </table>	ARITHMETIC			LESSON	WRITTEN TEST	GRADE	123	23	_____	128	24	_____	133	25	_____	138	26	_____	143	27	_____	148	28	_____																			
ARITHMETIC																																												
LESSON	WRITTEN TEST	GRADE																																										
123	23	_____																																										
128	24	_____																																										
133	25	_____																																										
138	26	_____																																										
143	27	_____																																										
148	28	_____																																										
	<table border="1"> <thead> <tr> <th>LESSON</th> <th>ORAL TEST</th> <th>GRADE</th> </tr> </thead> <tbody> <tr><td>123</td><td>23</td><td>_____</td></tr> <tr><td>128</td><td>24</td><td>_____</td></tr> <tr><td>133</td><td>25</td><td>_____</td></tr> <tr><td>138</td><td>26</td><td>_____</td></tr> <tr><td>143</td><td>27</td><td>_____</td></tr> <tr><td>148</td><td>28</td><td>_____</td></tr> </tbody> </table>	LESSON	ORAL TEST	GRADE	123	23	_____	128	24	_____	133	25	_____	138	26	_____	143	27	_____	148	28	_____	<p>WRITING (To be graded by Abeka Academy. Please ✓ that all tests are included.)</p> <table border="1"> <thead> <tr> <th>LESSON</th> <th>TEST</th> <th>CHECK (✓)</th> </tr> </thead> <tbody> <tr><td>122</td><td>22</td><td>()</td></tr> <tr><td>127</td><td>23</td><td>()</td></tr> <tr><td>132</td><td>24</td><td>()</td></tr> <tr><td>137</td><td>25</td><td>()</td></tr> <tr><td>142</td><td>26</td><td>()</td></tr> <tr><td>147</td><td>27</td><td>()</td></tr> </tbody> </table>	LESSON	TEST	CHECK (✓)	122	22	()	127	23	()	132	24	()	137	25	()	142	26	()	147	27	()
LESSON	ORAL TEST	GRADE																																										
123	23	_____																																										
128	24	_____																																										
133	25	_____																																										
138	26	_____																																										
143	27	_____																																										
148	28	_____																																										
LESSON	TEST	CHECK (✓)																																										
122	22	()																																										
127	23	()																																										
132	24	()																																										
137	25	()																																										
142	26	()																																										
147	27	()																																										

(over)

ORAL READING (To be graded by Abeka Academy)

LESSON	GROUP	ASSIGNED READING	CHECK (✓)
133	1 (Giraffes)	<i>Down by the Sea</i> , pp. 52–54	()
	2 (Monkeys)	<i>Aesop's Fables</i> , pp. 87–90	()
	3 (Elephants)	<i>Secrets and Surprises</i> , pp. 61–63	()
143	1 (Giraffes)	<i>Down by the Sea</i> , p. 110	()
	2 (Monkeys)	<i>Strong and True</i> , pp. 53–57	()
	3 (Elephants)	<i>Secrets and Surprises</i> , pp. 90–91	()

Home Teacher:

The oral reading grade is based on the reading submitted to the Abeka Academy office. Please call our Oral Reading Line (1-800-874-3143 or 1-850-478-8496, ext. 1897) to have your student read the lessons listed. Our instructors will issue a grade for only these assigned lessons. **Please have your account number, student ID, lesson number, and group number (1, 2, or 3) ready when you call.** Please ✓ that the assigned reading lessons have been submitted. If you are unable to call, you may email a recording to ABAElementary@abeka.com. If you have more than one student, record each student's readings on a separate recording.

Note: We are unable to return recordings. Independent Study students should not submit oral readings.

ORAL READING (To be graded by the Home Teacher)

LESSON	GROUP	ASSIGNED READING	GRADE
138	1 (Giraffes)	<i>Down by the Sea</i> , pp. 83–86	_____
	2 (Monkeys)	<i>Strong and True</i> , pp. 10–12	
	3 (Elephants)	<i>Secrets and Surprises</i> , pp. 76–77	
<p>Areas to Improve: Please ✓ areas needing improvement.</p> <p>Accuracy ()</p> <p>Expression ()</p> <p>Comprehension ()</p>		<p>Key: A(+/-): Excellent B(+/-): Very Good C(+/-): Good D(+): Needs Improvement</p>	

21

I personally verify that the student has watched all video lessons covered by this progress report and that all graded work was completed by the student under a proctor's supervision without any assistance or study materials. I understand that all grades are final following the validation of the work included in this packet and that all work submitted becomes the unconditional property of Abeka Academy and will not be returned.

Home Teacher's signature _____

You may check your student's grades online at academy.abeka.com.

Accredited students send Progress Reports to the address below. Do not send with any DVD or book returns.
Independent Study (Unaccredited) students should keep these reports for their own records.



Home Teacher's Copy

First Grade Progress Report

Fifth Grading Period
Grade Sheet—30th week
Lessons 121–150
015M

Account No.					

Student ID No.					

Student Name _____
Last First Middle

Home Teacher _____

Mailing Address _____

City _____ State _____ Date _____

Country/ZIP Code _____ Phone Number _____

Abeka Academy
PO Box 17600
Pensacola, Florida 32522-7750

Check if the above is a change for Shipping Mailing Billing Phone

Home Teacher:	BIBLE	PHONICS																																							
<p>Did you remember to:</p> <ul style="list-style-type: none"> Subtract the number of wrong points from 100? Record numerical grades on lines? Use the following to convert letter grades unless otherwise designated: <table border="0"> <tr> <td>A+ 100</td> <td>C+ 83</td> </tr> <tr> <td>A 97</td> <td>C 80</td> </tr> <tr> <td>A- 95</td> <td>C- 78</td> </tr> <tr> <td>B+ 92</td> <td>D+ 75</td> </tr> <tr> <td>B 90</td> <td>D 72</td> </tr> <tr> <td>B- 86</td> <td>F 69</td> </tr> </table> <ul style="list-style-type: none"> Attach all evaluations to this report? Call our Oral Reading Line? Sign the video statement if you are able? 	A+ 100	C+ 83	A 97	C 80	A- 95	C- 78	B+ 92	D+ 75	B 90	D 72	B- 86	F 69	<table border="1"> <thead> <tr> <th>LESSON</th> <th>PASSAGE</th> <th>GRADE</th> </tr> </thead> <tbody> <tr> <td>131</td> <td>Exodus 20:3–5a, 7–8, 12–17</td> <td>_____</td> </tr> </tbody> </table>	LESSON	PASSAGE	GRADE	131	Exodus 20:3–5a, 7–8, 12–17	_____	<table border="1"> <thead> <tr> <th>LESSON</th> <th>TEST</th> <th>GRADE</th> </tr> </thead> <tbody> <tr><td>124</td><td>23</td><td>_____</td></tr> <tr><td>129</td><td>24</td><td>_____</td></tr> <tr><td>134</td><td>25</td><td>_____</td></tr> <tr><td>139</td><td>26</td><td>_____</td></tr> <tr><td>144</td><td>27</td><td>_____</td></tr> <tr><td>149</td><td>28</td><td>_____</td></tr> </tbody> </table>	LESSON	TEST	GRADE	124	23	_____	129	24	_____	134	25	_____	139	26	_____	144	27	_____	149	28	_____
	A+ 100	C+ 83																																							
	A 97	C 80																																							
	A- 95	C- 78																																							
	B+ 92	D+ 75																																							
	B 90	D 72																																							
	B- 86	F 69																																							
	LESSON	PASSAGE	GRADE																																						
	131	Exodus 20:3–5a, 7–8, 12–17	_____																																						
	LESSON	TEST	GRADE																																						
124	23	_____																																							
129	24	_____																																							
134	25	_____																																							
139	26	_____																																							
144	27	_____																																							
149	28	_____																																							
	<table border="1"> <thead> <tr> <th colspan="3">ARITHMETIC</th> </tr> <tr> <th>LESSON</th> <th>WRITTEN TEST</th> <th>GRADE</th> </tr> </thead> <tbody> <tr><td>123</td><td>23</td><td>_____</td></tr> <tr><td>128</td><td>24</td><td>_____</td></tr> <tr><td>133</td><td>25</td><td>_____</td></tr> <tr><td>138</td><td>26</td><td>_____</td></tr> <tr><td>143</td><td>27</td><td>_____</td></tr> <tr><td>148</td><td>28</td><td>_____</td></tr> </tbody> </table>	ARITHMETIC			LESSON	WRITTEN TEST	GRADE	123	23	_____	128	24	_____	133	25	_____	138	26	_____	143	27	_____	148	28	_____																
ARITHMETIC																																									
LESSON	WRITTEN TEST	GRADE																																							
123	23	_____																																							
128	24	_____																																							
133	25	_____																																							
138	26	_____																																							
143	27	_____																																							
148	28	_____																																							
	<table border="1"> <thead> <tr> <th>LESSON</th> <th>ORAL TEST</th> <th>GRADE</th> </tr> </thead> <tbody> <tr><td>123</td><td>23</td><td>_____</td></tr> <tr><td>128</td><td>24</td><td>_____</td></tr> <tr><td>133</td><td>25</td><td>_____</td></tr> <tr><td>138</td><td>26</td><td>_____</td></tr> <tr><td>143</td><td>27</td><td>_____</td></tr> <tr><td>148</td><td>28</td><td>_____</td></tr> </tbody> </table>	LESSON	ORAL TEST	GRADE	123	23	_____	128	24	_____	133	25	_____	138	26	_____	143	27	_____	148	28	_____																			
LESSON	ORAL TEST	GRADE																																							
123	23	_____																																							
128	24	_____																																							
133	25	_____																																							
138	26	_____																																							
143	27	_____																																							
148	28	_____																																							
		<p>WRITING (To be graded by Abeka Academy. Please ✓ that all tests are included.)</p> <table border="1"> <thead> <tr> <th>LESSON</th> <th>TEST</th> <th>CHECK (✓)</th> </tr> </thead> <tbody> <tr><td>122</td><td>22</td><td>()</td></tr> <tr><td>127</td><td>23</td><td>()</td></tr> <tr><td>132</td><td>24</td><td>()</td></tr> <tr><td>137</td><td>25</td><td>()</td></tr> <tr><td>142</td><td>26</td><td>()</td></tr> <tr><td>147</td><td>27</td><td>()</td></tr> </tbody> </table>	LESSON	TEST	CHECK (✓)	122	22	()	127	23	()	132	24	()	137	25	()	142	26	()	147	27	()																		
LESSON	TEST	CHECK (✓)																																							
122	22	()																																							
127	23	()																																							
132	24	()																																							
137	25	()																																							
142	26	()																																							
147	27	()																																							

(over)

ORAL READING (To be graded by Abeka Academy)

LESSON	GROUP	ASSIGNED READING	CHECK (✓)
133	1 (Giraffes)	<i>Down by the Sea</i> , pp. 52–54	()
	2 (Monkeys)	<i>Aesop's Fables</i> , pp. 87–90	()
	3 (Elephants)	<i>Secrets and Surprises</i> , pp. 61–63	()
143	1 (Giraffes)	<i>Down by the Sea</i> , p. 110	()
	2 (Monkeys)	<i>Strong and True</i> , pp. 53–57	()
	3 (Elephants)	<i>Secrets and Surprises</i> , pp. 90–91	()

Home Teacher:

The oral reading grade is based on the reading submitted to the Abeka Academy office. Please call our Oral Reading Line (1-800-874-3143 or 1-850-478-8496, ext. 1897) to have your student read the lessons listed. Our instructors will issue a grade for only these assigned lessons. **Please have your account number, student ID, lesson number, and group number (1, 2, or 3) ready when you call.** Please ✓ that the assigned reading lessons have been submitted. If you are unable to call, you may email a recording to ABAElementary@abeka.com. If you have more than one student, record each student's readings on a separate recording.

Note: We are unable to return recordings. Independent Study students should not submit oral readings.

ORAL READING (To be graded by the Home Teacher)

LESSON	GROUP	ASSIGNED READING	GRADE
138	1 (Giraffes)	<i>Down by the Sea</i> , pp. 83–86	_____
	2 (Monkeys)	<i>Strong and True</i> , pp. 10–12	
	3 (Elephants)	<i>Secrets and Surprises</i> , pp. 76–77	
<p>Areas to Improve: Please ✓ areas needing improvement.</p> <p>Accuracy () Expression () Comprehension ()</p>		<p>Key: A(+/-): Excellent B(+/-): Very Good C(+/-): Good D(+): Needs Improvement</p>	

21

I personally verify that the student has watched all video lessons covered by this progress report and that all graded work was completed by the student under a proctor's supervision without any assistance or study materials. I understand that all grades are final following the validation of the work included in this packet and that all work submitted becomes the unconditional property of Abeka Academy and will not be returned.

Home Teacher's signature _____

You may check your student's grades online at academy.abeka.com.

**Accredited students send Progress Reports to the address below. Do not send with any DVD or book returns.
Independent Study (Unaccredited) students should keep these reports for their own records.**



First Grade Progress Report

Sixth Grading Period
Grade Sheet—34th week
Lessons 151–170
016M

Account No.					

Student ID No.					

Student Name _____
Last First Middle

Home Teacher _____

Mailing Address _____

Abeka Academy
PO Box 17600
Pensacola, Florida 32522-7750

City _____ State _____ Date _____

Country/ZIP Code _____ Phone Number _____

Check if the above is a change for Shipping Mailing Billing Phone

Home Teacher:			BIBLE			PHONICS			
Did you remember to: • Subtract the number of wrong points from 100? • Record numerical grades on lines? Use the following to convert letter grades unless otherwise designated: A+ 100 C+ 83 A 97 C 80 A- 95 C- 78 B+ 92 D+ 75 B 90 D 72 B- 86 F 69 • Attach all evaluations to this report? • Call our Oral Reading Line? • Sign the video statement if you are able?	LESSON	PASSAGE	GRADE	LESSON	TEST	GRADE			
	151	Matthew 11:28–30; Matthew 22:36–39	_____	154	29	_____			
				159	30	_____			
				164	31	_____			
				169	32	_____			
			ARITHMETIC						
			LESSON	WRITTEN TEST	GRADE				
			153	29	_____				
			158	30	_____				
			163	31	_____				
			168	32	_____				
			LESSON	ORAL TEST	GRADE				
			153	29	_____				
			158	30	_____				
			163	31	_____				
			168	32	_____				
						WRITING (To be graded by Abeka Academy. Please ✓ that all tests are included.)			
			LESSON	TEST	CHECK (✓)				
			152	28	()				
			157	29	()				
			162	30	()				
			167	31	()				

(over)

ORAL READING (To be graded by Abeka Academy)

LESSON	GROUP	ASSIGNED READING	CHECK (✓)
156	1 (Giraffes)	<i>Animals in the Great Outdoors</i> , pp. 69–70	()
	2 (Monkeys)	<i>Down by the Sea</i> , pp. 30–33	()
	3 (Elephants)	<i>Secrets and Surprises</i> , pp. 138–141	()
168	1 (Giraffes)	<i>Animals in the Great Outdoors</i> , pp. 142–145	()
	2 (Monkeys)	<i>Down by the Sea</i> , pp. 111–114	()
	3 (Elephants)	<i>Secrets and Surprises</i> , pp. 172–175	()

Home Teacher:

The oral reading grade is based on the reading submitted to the Abeka Academy office. Please call our Oral Reading Line (1-800-874-3143 or 1-850-478-8496, ext. 1897) to have your student read the lessons listed. Our instructors will issue a grade for only these assigned lessons. **Please have your account number, student ID, lesson number, and group number (1, 2, or 3) ready when you call.** Please ✓ that the assigned reading lessons have been submitted. If you are unable to call, you may email a recording to ABAElementary@abeka.com. If you have more than one student, record each student's readings on a separate recording.

Note: We are unable to return recordings. Independent Study students should not submit oral readings.

ORAL READING (To be graded by the Home Teacher)

LESSON	GROUP	ASSIGNED READING
161	1 (Giraffes)	<i>Animals in the Great Outdoors</i> , pp. 106–108
	2 (Monkeys)	<i>Down by the Sea</i> , p. 68
	3 (Elephants)	<i>Secrets and Surprises</i> , pp. 157–159

Areas to Improve:
Please ✓ areas needing improvement.

Accuracy ()
Expression ()
Comprehension ()

Key:
A(+/-): Excellent
B(+/-): Very Good
C(+/-): Good
D(+): Needs Improvement

GRADE

21

I personally verify that the student has watched all video lessons covered by this progress report and that all graded work was completed by the student under a proctor's supervision without any assistance or study materials. I understand that all grades are final following the validation of the work included in this packet and that all work submitted becomes the unconditional property of Abeka Academy and will not be returned.

Home Teacher's signature _____

You may check your student's grades online at academy.abeka.com.

Accredited students send Progress Reports to the address below. Do not send with any DVD or book returns.
Independent Study (Unaccredited) students should keep these reports for their own records.



Home Teacher's Copy

First Grade Progress Report

Sixth Grading Period
Grade Sheet—34th week
Lessons 151–170
016M

Account No.					

Student ID No.					

Student Name _____
Last First Middle

Home Teacher _____

Mailing Address _____

City _____ State _____ Date _____

Country/ZIP Code _____ Phone Number _____

Abeka Academy
PO Box 17600
Pensacola, Florida 32522-7750

Check if the above is a change for Shipping Mailing Billing Phone

Home Teacher:	BIBLE	PHONICS																																	
<p>Did you remember to:</p> <ul style="list-style-type: none"> Subtract the number of wrong points from 100? Record numerical grades on lines? Use the following to convert letter grades unless otherwise designated: <table border="0"> <tr> <td>A+ 100</td> <td>C+ 83</td> </tr> <tr> <td>A 97</td> <td>C 80</td> </tr> <tr> <td>A- 95</td> <td>C- 78</td> </tr> <tr> <td>B+ 92</td> <td>D+ 75</td> </tr> <tr> <td>B 90</td> <td>D 72</td> </tr> <tr> <td>B- 86</td> <td>F 69</td> </tr> </table> <ul style="list-style-type: none"> Attach all evaluations to this report? Call our Oral Reading Line? Sign the video statement if you are able? 	A+ 100	C+ 83	A 97	C 80	A- 95	C- 78	B+ 92	D+ 75	B 90	D 72	B- 86	F 69	<table border="1"> <thead> <tr> <th>LESSON</th> <th>PASSAGE</th> <th>GRADE</th> </tr> </thead> <tbody> <tr> <td>151</td> <td>Matthew 11:28–30; Matthew 22:36–39</td> <td>_____</td> </tr> </tbody> </table>	LESSON	PASSAGE	GRADE	151	Matthew 11:28–30; Matthew 22:36–39	_____	<table border="1"> <thead> <tr> <th>LESSON</th> <th>TEST</th> <th>GRADE</th> </tr> </thead> <tbody> <tr> <td>154</td> <td>29</td> <td>_____</td> </tr> <tr> <td>159</td> <td>30</td> <td>_____</td> </tr> <tr> <td>164</td> <td>31</td> <td>_____</td> </tr> <tr> <td>169</td> <td>32</td> <td>_____</td> </tr> </tbody> </table>	LESSON	TEST	GRADE	154	29	_____	159	30	_____	164	31	_____	169	32	_____
	A+ 100	C+ 83																																	
	A 97	C 80																																	
	A- 95	C- 78																																	
	B+ 92	D+ 75																																	
	B 90	D 72																																	
	B- 86	F 69																																	
	LESSON	PASSAGE	GRADE																																
	151	Matthew 11:28–30; Matthew 22:36–39	_____																																
	LESSON	TEST	GRADE																																
154	29	_____																																	
159	30	_____																																	
164	31	_____																																	
169	32	_____																																	
	<table border="1"> <thead> <tr> <th colspan="3">ARITHMETIC</th> </tr> <tr> <th>LESSON</th> <th>WRITTEN TEST</th> <th>GRADE</th> </tr> </thead> <tbody> <tr> <td>153</td> <td>29</td> <td>_____</td> </tr> <tr> <td>158</td> <td>30</td> <td>_____</td> </tr> <tr> <td>163</td> <td>31</td> <td>_____</td> </tr> <tr> <td>168</td> <td>32</td> <td>_____</td> </tr> </tbody> </table>	ARITHMETIC			LESSON	WRITTEN TEST	GRADE	153	29	_____	158	30	_____	163	31	_____	168	32	_____																
ARITHMETIC																																			
LESSON	WRITTEN TEST	GRADE																																	
153	29	_____																																	
158	30	_____																																	
163	31	_____																																	
168	32	_____																																	
	<table border="1"> <thead> <tr> <th colspan="3">ORAL TEST</th> </tr> <tr> <th>LESSON</th> <th>ORAL TEST</th> <th>GRADE</th> </tr> </thead> <tbody> <tr> <td>153</td> <td>29</td> <td>_____</td> </tr> <tr> <td>158</td> <td>30</td> <td>_____</td> </tr> <tr> <td>163</td> <td>31</td> <td>_____</td> </tr> <tr> <td>168</td> <td>32</td> <td>_____</td> </tr> </tbody> </table>	ORAL TEST			LESSON	ORAL TEST	GRADE	153	29	_____	158	30	_____	163	31	_____	168	32	_____																
ORAL TEST																																			
LESSON	ORAL TEST	GRADE																																	
153	29	_____																																	
158	30	_____																																	
163	31	_____																																	
168	32	_____																																	
		<p>WRITING (To be graded by Abeka Academy. Please ✓ that all tests are included.)</p> <table border="1"> <thead> <tr> <th>LESSON</th> <th>TEST</th> <th>CHECK (✓)</th> </tr> </thead> <tbody> <tr> <td>152</td> <td>28</td> <td>()</td> </tr> <tr> <td>157</td> <td>29</td> <td>()</td> </tr> <tr> <td>162</td> <td>30</td> <td>()</td> </tr> <tr> <td>167</td> <td>31</td> <td>()</td> </tr> </tbody> </table>	LESSON	TEST	CHECK (✓)	152	28	()	157	29	()	162	30	()	167	31	()																		
LESSON	TEST	CHECK (✓)																																	
152	28	()																																	
157	29	()																																	
162	30	()																																	
167	31	()																																	

(over)

ORAL READING (To be graded by Abeka Academy)

LESSON	GROUP	ASSIGNED READING	CHECK (✓)
156	1 (Giraffes)	<i>Animals in the Great Outdoors</i> , pp. 69–70	()
	2 (Monkeys)	<i>Down by the Sea</i> , pp. 30–33	()
	3 (Elephants)	<i>Secrets and Surprises</i> , pp. 138–141	()
168	1 (Giraffes)	<i>Animals in the Great Outdoors</i> , pp. 142–145	()
	2 (Monkeys)	<i>Down by the Sea</i> , pp. 111–114	()
	3 (Elephants)	<i>Secrets and Surprises</i> , pp. 172–175	()

Home Teacher:

The oral reading grade is based on the reading submitted to the Abeka Academy office. Please call our Oral Reading Line (1-800-874-3143 or 1-850-478-8496, ext. 1897) to have your student read the lessons listed. Our instructors will issue a grade for only these assigned lessons. **Please have your account number, student ID, lesson number, and group number (1, 2, or 3) ready when you call.** Please ✓ that the assigned reading lessons have been submitted. If you are unable to call, you may email a recording to ABAElementary@abeka.com. If you have more than one student, record each student's readings on a separate recording.

Note: We are unable to return recordings. Independent Study students should not submit oral readings.

ORAL READING (To be graded by the Home Teacher)

LESSON	GROUP	ASSIGNED READING
161	1 (Giraffes)	<i>Animals in the Great Outdoors</i> , pp. 106–108
	2 (Monkeys)	<i>Down by the Sea</i> , p. 68
	3 (Elephants)	<i>Secrets and Surprises</i> , pp. 157–159

Areas to Improve:
Please ✓ areas needing improvement.

Accuracy ()
Expression ()
Comprehension ()

Key:
A(+/-): Excellent
B(+/-): Very Good
C(+/-): Good
D(+): Needs Improvement

GRADE

21

I personally verify that the student has watched all video lessons covered by this progress report and that all graded work was completed by the student under a proctor's supervision without any assistance or study materials. I understand that all grades are final following the validation of the work included in this packet and that all work submitted becomes the unconditional property of Abeka Academy and will not be returned.

Home Teacher's signature _____

You may check your student's grades online at academy.abeka.com.