

abekamazing™

HOMESCHOOL | *We make it easy so you can make it amazing.*



Strategies for Success with Your

RELUCTANT LEARNER

04

SUMMER 2017
ISSUE 1
VOLUME 1

*6 Ways To Create
More Meaningful
FAMILY VACATIONS* p.05

*This Homeschool
Family Will
AMAZE YOU* p.14

*Fellow Homeschool
Moms Share Their
GREAT IDEAS* p.16

table of CONTENTS

- 03** LETTER FROM ABEKA
By Tabby Hershberger, Editor
- 04** YOUR RELUCTANT LEARNER
Unlock academic success with these insights
- 05** HOMESCHOOL HOUSE
Vacation with a vision
- 06** YOUR PRESCHOOLER
Tips for instilling character to improve academic performance
- 07** YOUR KINDERGARTENER
6 Steps to reading and 2 ideas just for fun
- 08** AMAZING MAMA
4 Brain-building food pillars
- 09** JOIN THE CONVERSATION
Questions and answers from other homeschool families.
- 10** FREE TEACHING RESOURCE
Free Pull-Out Teaching Resource
- 12** YOUR ELEMENTARY STUDENT
What growth spurts to expect
- 13** YOUR HIGH SCHOOLER
How to navigate homeschool's home stretch
- 16** YOUR GREAT IDEA
Homeschool moms share their secrets
- 18** YOUR GRADUATE
Catching up with an Abeka grad
- 19** TEACHER-TESTED TIPS
Great ideas from a Christian school classroom



COVER STORY *Meet the Geiser family and* **PREPARE TO BE AMAZED**



Abekamazing is a service of Abeka, Pensacola, Florida. Our mission is to support and equip students, teachers, and parents by providing amazing Pre-K through Grade 12 academic resources based upon biblical values.

Managing Editor: Tabby Hershberger | **Senior Editor:** Dr. Phyllis Rand
Contributing Writers: Faith Nulph, Elizabeth Shertzer
Contributors: Carolina Aguirre, Joy Alexander, Tracy Cooper, Kristy Geiser, Bethany Russell

Copyright© 2017, Pensacola Christian College. All rights reserved.



Letter from Abeka

DEAR HOMESCHOOL FRIENDS,

Like most homeschool moms, I speak the language of leftovers and hand-me-downs. Years of homeschooling have taught me how to use what I have to get what we need. Usually that means repurposing things that are old. But every now and then we are blessed with something new. (Behold, I will do a new thing; now it shall spring forth. Isaiah 43:19)

That was the case several years ago on a trip to Grandmas. We were far from home when the tire light began to blink. Quickly my husband took the off-ramp to the Middle of Nowhere. For miles in either direction lay cornfields and lightning bugs. *A bright light* over Pruitt's Garage marked the only exception. There, we found help! Mr. Pruitt replaced our tire with a brand new one. And he did it for free!

Whether you're cruising down Homeschool Road or the warning light is blinking, we want to help by giving you something brand new. **IT'S CALLED ABEKAMAZING.** You hold the inaugural issue in your hands, and it's absolutely free. If we don't already have your name and you'd like to get future issues at no charge, just fill out the enclosed insert.


We know it's not easy to homeschool. Despite the best efforts, sometimes families find themselves in the Middle of Nowhere. At Abeka, we just want *to be a bright light.*

Tabby

Tabby Hershberger

Editor

amazinghomeschool@abeka.com



Tabby homeschooled for two decades. She is also a former elementary school teacher and newspaper editor. She has four kids and has been married to her husband, Dan, for 30 years.

YOUR RELUCTANT LEARNER



DIFFERENT NOT DISABLED

If you have a reluctant learner, take heart. Academic success is still possible. True, the term reluctant learner covers a broad spectrum of learners—ones who are simply reluctant and ones with labels like Attention Deficit Disorder.

There are so many reasons why a child is not interested in school or is not able to learn in the expected time frame. However, there is one thing that every child within that spectrum shares—the need of a supportive parent. Most homeschooled children enjoy that distinct advantage.

HOMESCHOOL ADVANTAGE

Reluctant learners not only profit from increased time, but also benefit from parental resolve. Reluctant learners need a parent's commitment to a plan of action. While others delay, take breaks, and experience interruptions, parents of reluctant learners must remain vigilant and focused.



Practice new letters by having your child trace them on a jelly roll pan filled with edible sprinkles.

WHAT TO DO

You, as a committed parent, can level the playing field for your reluctant learner.

Begin by carefully documenting every learning victory. Repeat this list aloud during frustrating times.

Keep your child's body in motion to maintain learning momentum. Encourage walking, pairing memorized material with body movement, and when possible, combining music or chants with information.

Think of ways to build bridges from what he knows to what you want him to learn. Always begin with the concrete piece and move to the abstract element. For instance, drawing a lowercase, cursive *f* is very abstract, but if you consistently use a starting dot and names for the writing lines (upstairs, downstairs, basement), it is possible to build a bridge between what your reluctant learner knows and what you want to teach him.

Maintain consistency in curriculum. Children who are reluctant learners cannot afford the interruptions and gaps associated with multiple curriculum choices.

K5 WRITING TABLET CURSIVE

144 pages (8.5" x 11")

#182206 \$12.70

Manuscript version also available.

For more information see abeka.com.

UPSTAIRS

DOWNSTAIRS

BASEMENT

Even if your learner responds to information differently, academic success is still within reach! It may just require a greater commitment or a creative response. Participants who skip or run slowly during a race will *still* cross the finish line!

VACATION WITH VISION

No matter when you go, or how you go, or even where you go, vacations are a great way to rest and recharge with family. They can mean even more if you endow them with vision. This year, get the most bang for your buck by asking the question: What could we do that would change us?

VISION STATEMENTS

A Vacation Vision gives your vacation purpose. And it works even if you're not leaving town. For example:

This year, we'll focus on others.

Go on a family missions trip. Spend the week helping build a Habitat Home. Volunteer to cook or clean at a camp. Help family friends pack up and move. Spend your vacation shopping, cleaning, babysitting, and cooking for someone experiencing illness or loss.

STAYCATION: Visit shut-ins and elderly folks. Do anonymous yard work for people you know. Look for ways to bless those who are struggling financially, spiritually, or physically.

This year, we'll learn something new.

Pair new adventures with learning. Try a new Chinese restaurant after everyone can use chopsticks. Take a trip to the mountains that includes white water rafting. Learn sign language before visiting in a deaf community. Tour a factory or a local market.


STAYCATION: Learn what it's like to visit old spots at new times. A trip to your favorite lake is good. A sunrise breakfast there—even better! A drive-thru for shakes and fries is good. Drive-thru with kids in their pjs—even better!

This year, spontaneity is our watchword.

Choose spur-of-the-moment activities like roadside museums or the scenic highway. RoadsideAmerica.com lists locations for everything from the world's largest peanut to a Cadillac ranch. Select state favorites or map a particular city to find unique attractions. These apps may also help: Hotel Tonight (last-minute reservations) and Travel Zoo (map-based locations).

STAYCATION: Camp in your backyard, chase the ice cream truck, have a treasure hunt, or play flashlight tag.

When choosing to vacation with vision, you won't just see a change in the scenery. You might also see a change in your family!





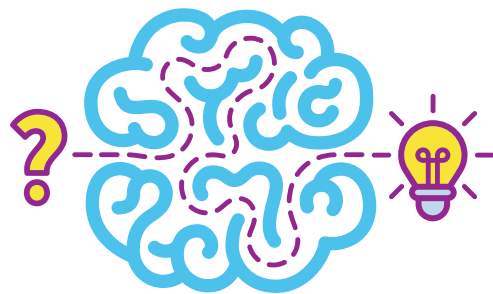
your PRESCHOOLER

The preschool years move fast—almost as fast as your preschooler! And learning is happening just as fast! Armed with a little information, you can enhance both your preschooler's physical and mental growth.

INTELLIGENCE AND CHARACTER

Did you know that well-defined character traits actually give children an academic advantage? According to the Perry Preschool Experiment by Heckman and Cunha,* early learning success typically links with character qualities such as self-control and persistence! These traits may not be intelligence markers, but they are important predictors of academic success. How can we encourage the growth of character in our little ones?

- Set simple boundaries that are clearly defined; then reinforce them.
- Whether it's "only in the backyard" or "markers stay on the table," children learn self-control from moms and dads they can rely on to explain and support boundaries.
- Self-control requires practice. No need to wait for a boundary infraction. Generate positive practice with this tasty idea. It's preschool-friendly, requires persistence and self-control, and doubles as a creative, coordination manipulative. Use a strand of dry spaghetti inserted in a ball of play dough to showcase a colored, dry cereal pattern. Ask your child to recreate the pattern on his own spaghetti strand.




A PEEK AT THE BRAIN

New technologies allow us to see how the brain develops in babies and preschoolers. Especially during the preschool years, many neurological connections occur! How can we as parents help build these connections? Start by speaking directly and personally to your preschooler. Read to him—especially with vocal variations (give each character a different voice). Sing together. Play games. Teach rudimentary sign language. (Check out American Sign Language for kids: asl-kids.com.) Remember, the more repetition, the stronger the connections.

- Preschoolers do not tire of repetition. They love it, and it supports their brain development.
- Rhyme, rhythm, and repetition are the Three Rs of preschool, so bring on Mother Goose!
- Play with what they know. Read a story or sing a familiar song and purposely make mistakes. This fresh look at something familiar builds a learning bridge for things to come. Besides, it's lots of fun!

*www.ncjrs.gov/pdffiles1/ojdp/181725.pdf





your KINDERGARTENER

Kindergarteners are exciting and fun to watch! Because muscles are developing, they are ready for higher levels of kinetic fun. Many kindergarteners are also ready to read!

YOUR KINETIC KINDERGARTENER

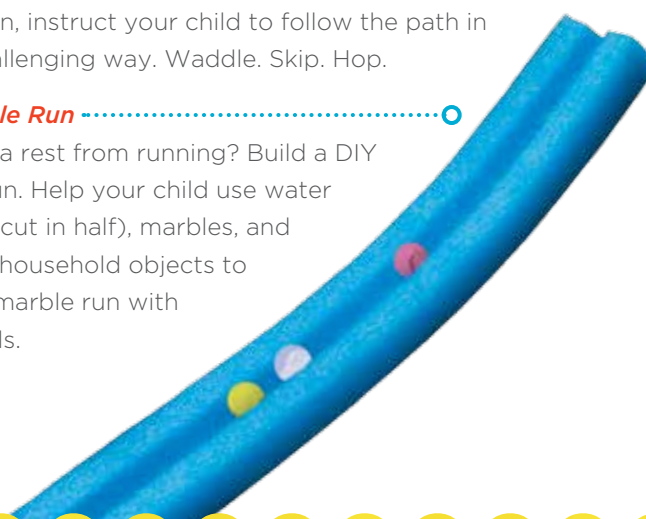
A kindergartener's physical abilities are growing stronger and more refined. Your child will learn to run on the balls of his feet like a grown-up. In fact, it may seem as if he never stops running! So give all that energy some direction.

Rain Games

If the weather keeps you inside, there's no need to skip play time. Create a path on the garage floor with colored tape. Then, instruct your child to follow the path in some challenging way. Waddle. Skip. Hop.

DIY Marble Run

Need a rest from running? Build a DIY marble run. Help your child use water noodles (cut in half), marbles, and assorted household objects to create a marble run with lots of hills.



YOUR READING KINDERGARTENER

For over 60 years, Abeka has been teaching kindergarteners how to read in a simple, phonetic approach. Emphasis is on much-used rules rather than on exceptions.

Abeka's famous 6-step phonics system:

LEARN TO RECOGNIZE SHORT VOWELS AND THEIR SOUNDS.

1

LEARN TO RECOGNIZE CONSONANTS AND THEIR SOUNDS.

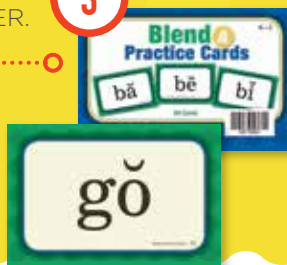
2

LEARN TO BLEND A CONSONANT AND VOWEL TOGETHER.

3

BLEND PRACTICE CARDS A

94 cards (4" x 6") #167185 \$15.00
For more information see abeka.com.



4

LEARN TO SOUND ONE-VOWEL WORDS: *One Vowel Rule: When there is one vowel in a word, it usually says its short sound.*

5

LEARN THE SOUNDS OF THE LONG VOWELS AND HOW TO READ WORDS CONTAINING THEM.

Two Vowel Rule: When there are two vowels in a word, the first vowel says its long sound, and the second vowel is silent.

6

LEARN THE SPECIAL PHONICS SOUNDS. *Abeka's phonics program contains 132 special sounds.*

BASIC PHONICS CHARTS

19 charts (8.5" x 11")
#241423 \$13.95
For more information see abeka.com.

a- = asleep	air = hair
al- = also	u = push
be- = because	ough = enough
en- = enjoy	ou = country
un- = unbutton	arr = carry
wr = wrinkle	arry = carry
ould = could	ire = fire

amazing mom the Nutritionist

Mom is more than a cook. She's also the family nutritionist, making decisions about food intake and how it affects the body—including our brains. Encourage peak performance with these four simple, brain-building pillars.

1

PILLAR 1: VITAMINS AND MINERALS

Vitamins C, D, B6, B9 (Folic Acid), and B12 aid brain development and memory retention.

- Vitamin C is found in the usual suspects: citrus fruits, berries, broccoli, Brussels sprouts, and bell peppers.
- Eggs, poultry, and meats are the best sources of B vitamins.
- Dairy products are not the best natural source of vitamin D. That honor goes to salmon, mackerel, and tuna.

Fruit and Veggie Butterflies

A few sandwich bags, clothespins, pipe cleaners, and googly eyes are all you need to make good food fun.



2

PILLAR 2: ESSENTIAL FATS

The brain—which is about 60% fat—likes good fats. You can help your kids' brains get what they need with a homemade trail mix of foods rich in good fats, like pumpkin seeds, sunflower seeds, and walnuts.

Cute Snack? Eggs-actly!

Boiled eggs are rich in Omega 3 fatty acids. Try decorating them with dyes, markers, googly eyes—whatever you can imagine! It's a well-rounded snack your kids will ask for again.



3

PILLAR 3: BALANCED BLOOD SUGAR

With all the emphasis on low-carb and no-carb diets in today's culture, we run the risk of throwing our kids' blood sugar levels out of whack. Good carbs like oats, whole-wheat pasta, brown bread, and non-starchy vegetables (think lettuce, asparagus, broccoli, and cucumber) help maintain balanced blood sugar levels.

Veggie Blossom

Try placing carrots, celery, and snap peas around a small cup of ranch dressing for an edible "flower" your kids will love.

The Oats With The Most

If your child turns his nose at oatmeal, try substituting milk for water.



4

PILLAR 4: JUNK AVOIDANCE

They're convenient and tasty. But corn chips, candy bars, cheese puffs, cookies, potato chips, and snack cakes are a brain drain. Try snubbing healthier options. For instance, frozen grapes, dipped in water and rolled in raw sugar, taste just like candy.

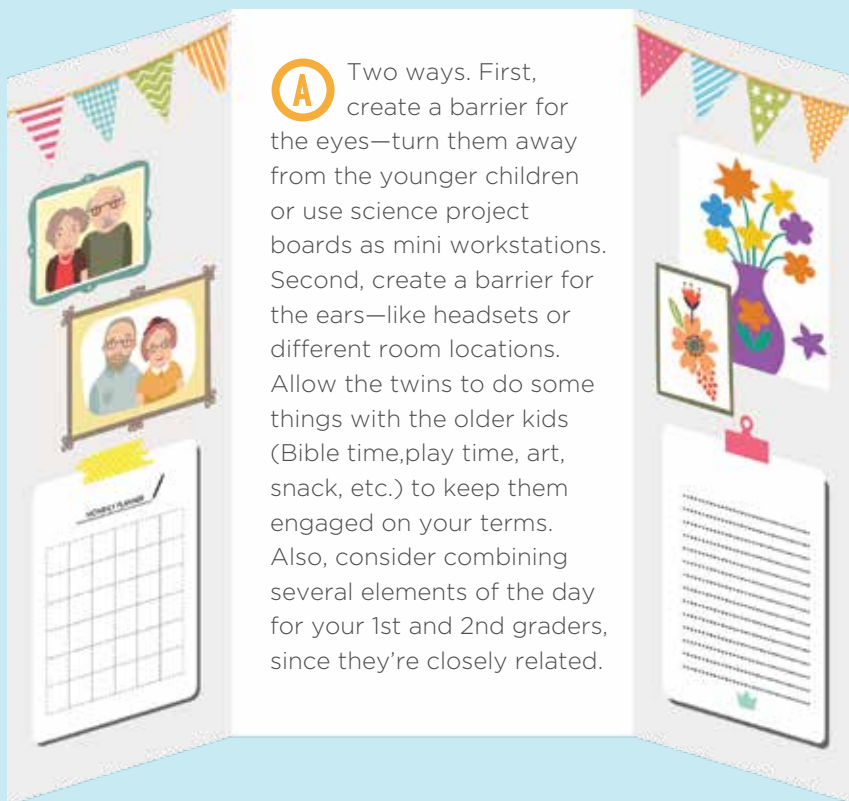
JOIN THE conversation

/AbekaHomeschool 
@AbekaHomeschool 

Need answers? Maybe we can help. Send homeschool questions to amazinghomeschool@abeka.com. Put **JOIN THE CONVERSATION** in the subject line. Connect with other Abeka families by becoming part of the Abeka community on Facebook.



Q I have four children: a 2nd grader, 1st grader, and twin four-year-olds. How can I keep my preschoolers engaged and learning without distracting the older kids? –Jennifer



A Two ways. First, create a barrier for the eyes—turn them away from the younger children or use science project boards as mini workstations. Second, create a barrier for the ears—like headsets or different room locations. Allow the twins to do some things with the older kids (Bible time, play time, art, snack, etc.) to keep them engaged on your terms. Also, consider combining several elements of the day for your 1st and 2nd graders, since they're closely related.

Q Could you explain the difference between Abeka's accredited and independent study video program? I will be homeschooling my 4th and 6th graders for the first time next year from public schools. –Heidi

A Both accredited and independent study programs cost the same. So as you make your decision, don't let money be a factor. Both programs offer the same great resources; the difference comes in the amount of accountability and support you choose to receive. The accredited program provides help by grading 9th-12th semester exams and by double checking incorrect answers in digital assessments. As the parent, you do all the other grading, but ABA validates these grades. In addition, your child will receive transcripts for college—or at any time during K-12th grade. The independent study program does not provide as much support. You grade everything yourself, keep your own records, and accountability is much lower. It boils down to which is a better fit for your family.



ABEKA ACADEMY GRADE 4
with Mrs. Tupua and Miss Amsbaugh
For more information see
Abeka.com/SampleVideos

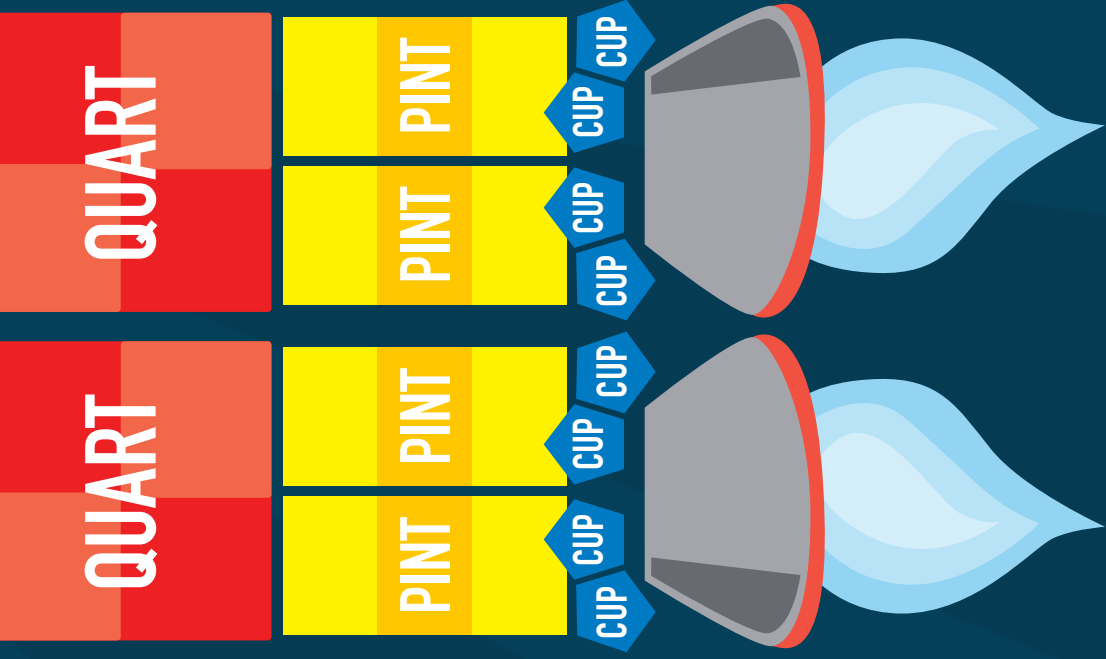
Q I know our family needs extracurricular activities, but I'm not sure what to look for in a co-op? –Stephen

A When looking for the perfect co-op, recognize that there several kinds from which to choose. Some co-ops are academic-based and offer expert teaching, reviews with competition, and experiments for science. Others are performance or group based and provide sports, drama, speech, PE, or choir. Still others supply fellowship in the form of park days, parties, family outings, and field trips. Just about any extracurricular activity is available. It all depends on what you want!



GallonBot





GallonBot coordinates with Abeka elementary curriculum to teach measures of capacity. It also can be used to reinforce shapes, colors, fractions, and symmetry. Abeka.com/gallonbot



your ELEMENTARY STUDENT

Big changes occur for children during their elementary years. But how do you help your child thrive? Here's what you need to know.


BODY BUILDING

Once kindergarten ends, children continue their steady climb to becoming stronger, and better developed, adding about two and a half inches and six pounds a year. But don't be surprised if girls physically outpace boys. Growth spurts for girls typically start around 10 or 11 and last about five years. Boys won't start sprouting until 12 or 13. When they do, they'll grow almost a foot and gain up to 65 pounds in just five years. (Better start clipping coupons now!)

BRAIN POWER

Expect growth spurts as well as leaps in learning at this stage. Put your child on the path to success by cementing foundational skills and developing higher order thinking.

A great place to start is with writing. Writing is more than filling the page with words. Writing requires thinking; it also involves a *process*. This process can be made into *five concrete steps*. For a child, these steps make a big difference. With them, a young writer has an effective tool.



Personal Pronouns		
Subjective	Objective	Possessive
I	me	my, mine
you	you	your, yours
he	him	his
she	her	her, hers
it	it	its
we	us	our, ours
they	them	their, theirs

HOMESCHOOL LANGUAGE 4-6 CHARTS

24 Charts (8.5" x 11")
#75558 \$11.55

For more information see abeka.com.

UNDERSTANDING GOD'S WORLD

228 Pages (8" x 10") #106682 \$24.05
For more information see abeka.com.



STEM (Science, Technology, Engineering, and Math)

projects also provide opportunity for kids to exercise their brainpower. Trial and error associated with these projects helps children compare what they know (concrete thinking) with what they surmise (abstract thinking).

Have your child make his own straw roller coaster. The concrete-to-abstract thinking for this project is a winner. All it takes is a box, colored straws, glue gun, glue sticks, and a ping pong ball. This activity is under \$10. The glue gun will likely require parental assistance.



your HIGH SCHOOLER

Life is a little easier with children in high school because now they can help you. They'll always be your "kids," but you no longer have to mother at such a high level. So what can you do to prepare them for the future?


BRAINS

Teenagers work more independently. So it's as important to check your teen's study habits as the schoolwork itself. Is he outlining an essay or just winging it? Does he do the math or rely on a calculator? Maybe your child would benefit from more flexibility, especially in upper level math courses.

A flexible pacing option allows you to tailor lessons to your teen's needs. Tips suggest when to insert an additional day of review, if needed, and which text sections can be optional to provide further instruction for more advanced students.

.....○
ALGEBRA 1 TEACHER EDITION (flexible pacing options)
 568 Pages (8" x 10") #294896 \$36.45
 For more info see abeka.com.

.....○
ALGEBRA 2 TEACHER EDITION (flexible pacing options)
 408 Pages (8" x 10") #197726 \$36.45
 For more info see abeka.com.



SECRET SIGNALS

Help your shy high schooler navigate new social settings by deciding on several secret signals to use in public. For instance, fingers crossed may mean, "Think about what you're saying right now." A wink could translate, "You were amazing just then." These signals enable you to support him from a distance.

BELONGING

Finding his place in a group is increasingly important for your teen. Fortify him against peer pressure with open communication. Now is the time to go deeper than right-or-wrong. You've helped him understand what God says. Now teach him why.

BEYOND SCHOOL

Here are a few practical ways your child can profit from these years.

○ Field Trips For Real Life

Whether it's long lines at the DMV or the privilege of voting, include your kids in the tasks that fill an adult's life.

○ Vocational Volunteering

Have your teen volunteer a few weeks at a time in a variety of career settings he thinks he might pursue.

○ Job Juncture

A part-time job reinforces what you've taught about responsibility and shows that hard work pays off—literally.

○ Money Management

A three-envelope system for managing money—one for giving, one for saving, and one for spending—can help teach budgeting.

○ Prioritizing Program

Self-motivation is critical for teens to prioritize their busy lives. You'll help him be prepared by teaching him to set goals that are realistic and measurable.

KNOW AN INSPIRING HOMESCHOOL FAMILY?

Tell us about them at amazinghomeschool@abeka.com using the subject: **PREPARE TO BE AMAZED**. Include high resolution photos (>1.5Mb) if you have them.

Eight children at home. Three under age five. And did we mention that one has battled cancer all her life? Meet this incredible homeschool family and...

Prepare to be



A DAY IN THE LIFE

With eight children, ranging from 8 months to 16 years, you might think Skip and Kristy Geiser have to get rolling before the crack of dawn. Not so. "Ideally, I like to start by 8:00," Kristy admits, "but realistically, it is generally between 8:30-9:00."

The three youngest children (the oldest of whom is four) do semi-occasional homeschool activities. But the rest of the Geiser kids use video lessons every day. "The kids are able to get good teaching via videos. Abeka Academy has a great program that gives us the ability to give the kids their daily work out of the video manuals. They are a must-have for me."

HOW IT ALL BEGAN

The Geisers first decided to homeschool their oldest daughters several years ago. When it came time to select the curriculum, Kristy said it was easy. "I grew up on Abeka

myself. I was even homeschooled with Abeka Video from 6th to 8th grade."

Kristy taught just two children the first few years, but that eventually changed.

"We always felt we would be homeschooling all of the children, and when we moved to the country, we realized that was the best time to jump into homeschooling all of the children."



UNCONQUERED BY CANCER

The Geisers face many of the same trials and triumphs we all do. But the hand of God has been especially evident in one particular area.

When daughter Abby was just four months old, they discovered she had eye cancer. It's the kind of uncertainty that would shatter many families. But the Geisers will tell you that God's grace has sustained them throughout the years of surgeries and follow-up care.

They'll also tell you that homeschooling has helped. When Abby had to have surgery this past year, the family started the school year earlier so Abby wouldn't



PAIRenting SECRETS

Here's an idea from the Geisers to help your growing family. Pair each older child with a younger one. Make the older child responsible for tasks like buckling the younger sibling in the car seat or helping with food at mealtime.

fall behind. "Homeschooling has been a blessing with these circumstances we've found ourselves in."

Those blessings have led to amazing opportunities. Abby has been featured on the Today Show twice. She even got to ring the opening bell at the New York Stock Exchange!



Today Show co-host, Hoda Kotb, has featured Abby Geiser and her mom, Kristy, on two separate occasions, highlighting the work of St. Jude Children's Research Hospital.



JUGGLING RHINOS, Kristy's book, about their family's emotional journey through Abby's cancer diagnosis and treatments, is available at jugglingrhinos.com.



"I LOVE THE FRIENDSHIPS I HAVE WITH MY CHILDREN"

Skip doesn't keep regular hours (he's a licensed real estate

agent), so the bulk of homeschooling is Kristy's responsibility. But don't suggest to her that it might be too much.

"Homeschooling has given us the freedom from having to keep up with trends," she says. "I love the friendships I have with my children and love watching them interact with each other. Seeing the growing relationships within our family has been absolutely wonderful!"

LOOKING AHEAD

The future is bright for the Geisers. Abby recently returned from St. Jude, where she was declared cancer-free. And Kristy predicts that homeschooling will be part of their family for years to come.



Table for Ten

Ready for something tasty?
Here's a simple recipe that could easily be doubled.

KRISTY'S EASY ENCHILADAS

Ingredients

- 1 block cream cheese
- 1 cup sour cream
- 1 (12.5 oz.) can chicken
- 1 lb. shredded cheddar
- 1 can refried or black beans
- 1-2 tbsp. taco seasoning
- 10 flour tortillas

Directions

Mix first six ingredients, then divide evenly into tortillas. Roll tortillas and place in baking dish. Bake at 350° for about 10-15 minutes.

YOUR *great* IDEA

Homeschooling parents are clever, creative, and resourceful. Here are a few of the ideas we've collected from moms just like you.



ELIZABETH SHERTZER



Elizabeth is a homeschool graduate. She's also mom to Rachel and a baby on the way. She's a former elementary school teacher and Abeka consultant. Currently she is en route with her husband to the mission field of Belize.

CAN'T REMEMBER? *make it a song!*

"I don't remember."

How often do you hear that phrase? Whether it's your 5th grader trying to study history facts, your 1st grader attempting to remember her phonics sounds, or your high schooler reviewing English concepts; this simple phrase plagues all households.

When I struggled with a concept as a child, my mom would pair the concept with a song. Even today, I can think of songs that go with the nine planets, prepositions, averaging numbers, division, and more!

Maybe you're thinking, "I'm not very musical." My mother wasn't either. But it doesn't take a brain surgeon to create a song that will help. Pick a well-known tune, such as *Mary Had a Little Lamb*, *The B-I-B-L-E*, or *Skip to my Lou*. Change the words to fit the concept and VOILA!

Here are two examples:



MATH PROCESS FOR AVERAGING NUMBERS

To the tune "Happy All the Time"

To find the average of a number,
add and then divide.
To find the average of a number,
add and then divide.
Then you will get it right.
Then you will get it right.
To find the average of a number,
add and then divide.

GOT A GREAT IDEA?

Send a high resolution photo (>1.5Mb) of your idea, along with an explanation, to amazinghomeschool@abeka.com using the subject: **MY GREAT IDEA.**

BEST TIMELINE EVER

We were struggling about how to attach our ever-growing timeline to the walls in the schoolroom. Inspiration hit when we started fastening pictures and dates to the empty curtain rods of our windows. Simply punch a hole in the card. If the paper is not heavy, a paperclip will work when attaching to the rod. It's so easy to add additional events now!



TRACY COOPER, Japan


PART OF SPEECH KNOWN AS CONJUNCTIONS

To the tune "Skip to My Lou"

And, but, or, nor, for, yet
And, but, or, nor, for, yet
And, but, or, nor, for, yet;
These are the conjunctions.

The next time your child struggles to bring jumbled facts to the front of his brain, pair the facts with a well-known song! He'll still be singing those songs in his 20s and 30s. I know because I still sing my mom's songs today!

Elizabeth



CAROLINA & MARCO AGUIRRE, Texas



Way to go, Marco!
We're sending you a
\$100 Visa® Gift Card.

silly supper

Everyone needs an easy meal idea for days when things just don't go right. At our house we occasionally have "silly supper," which is cereal and milk!

JOY ALEXANDER, Virginia



STRESS-FREE EXPECTATIONS

We try to remind the kids of our expectations before we go to church, the store, or even a meal at home. During the meal, I remind everyone about the process for getting down from the table, and putting their dishes in the sink, and washing their hands etc. Preparing children by telling them your expectations eliminates so much stress.

BETHANY RUSSELL, Ohio



school uniform

While it's true that you can homeschool in your pajamas, we've found that getting up and getting dressed actually helps. My son, Marco (13), decided on his own to school during regular hours after getting dressed. It's all a part of his great morning routine!





We caught up with recent graduate, **DANIEL LOGAN**, as he was transitioning between Abeka Academy and the University of Alabama in Huntsville, where he'll pursue a degree in accounting. Here's how the conversation went.

Any great memories from the Abeka Academy video school program?

I will never ever forget Mrs. Schmuck teaching English. Her love for her students was obvious, but her love for the Lord was even more obvious.*

What was it like to "attend" a video school?

Similar to that of any other school. I woke up around 6:30 or 7 and got ready for the day. I started school at 8:00 and got out around 2. We always did Bible first then the harder subjects such as math and the easier subjects later.

What was the best part of your Abeka Academy homeschool experience?

A flexible schedule. If there was a missions trip or a youth trip we could work the school schedule around it to a certain degree. You can do school on Saturdays, or you can double up days to make up for lost time.

Daniel marched in the 28th Abeka Academy Commencement Exercises on the campus of Pensacola Christian College. For more info about graduation, visit abeka.com/Graduation.

It sounds as if you like to get around.

I love to travel. In fact, I just got back from another trip last night; so I would say to anyone, travel as much as you can.

Any secrets to making it work?

DO YOUR HOMEWORK. It helps a lot. The only other thing is listen in class.

What other advice would you give to someone who's homeschooling?

Keep pushing and working. It may seem tough now; but when graduation day comes, it's all worth it.

One more question. Tell us about your proudest moment.

My proudest high school moment was when I graduated. It was an incredible experience. Just the realization that all your hard work had paid off. It was just a thrilling experience.

**Even though Mrs. Schmuck is now in heaven, her ministry continues with video school and through a PCC scholarship fund established by her family.*

abeka Academy
30 day money-back guarantee

WOULD YOUR STORY ENCOURAGE OTHERS? Were you homeschooled? Is one of your homeschooled children doing something amazing? Send your story to amazinghomeschool@abeka.com using the subject: **YOUR GRADUATE**. Be sure to attach a high resolution photo (>1.5Mb) of your graduate.

CHECK OUT ABEKA CLIP ART. It's just \$0.99 to download. Print onto stock paper for motivational badges or adhesive labels to be used as stickers! For more info see abeka.com.



TEACHER-TESTED TIPS

Sharing ideas with other homeschooling parents is great. But have you ever wanted to pick the brain of an experienced schoolteacher? Find out what a classroom veteran—and champion for homeschooling—has to say about a topic every homeschool mom needs to address.

FAITH NULPH



Faith Nulph is a former ABA video teacher. Her experience spans 36 years and includes classroom and administrative duties.

A TIME TO TALK. A TIME TO LISTEN.

by Faith Nulph

Children need a quiet place to learn. And it's mom's job to establish a learning environment. While most children can listen just fine individually, homeschool siblings often work in the same room! How can you positively motivate your kids to control distracting conversations?

HERE ARE FOUR EASY-TO-IMPLEMENT IDEAS FOR YOU TO TRY:



Time Them

Not for how long they talk, but for how long they don't. Give them a silence goal. Each child's goal should be short initially, but gradually increase. Naturally, younger children will need shorter goals than older kids. When a child is successful, add a point to a sticky note at his place. Look for progress. Children may do better in the mornings than in the afternoons.



Praise! Praise! Praise!

Offer praise for even the smallest improvement. Thank them for working hard to control their talking. Praise longer periods of time when everyone quietly works. But be careful—you don't want to interrupt the quiet with loud praise. Just offer a smile, or give a "thumbs up."



Talk Time

You can't keep kids quiet all the time. So at certain times during the day, set your kitchen timer and tell your kids they can talk until the timer goes off. Once "Talk Time" is over, have everyone settle back down and get back to work.



Special Conversation

If your kids work hard to improve, reward them with a special conversation. They could text a friend, Facetime with grandparents, or have another homeschool family over for fun and games.

God has a special plan for your children. It's important to guide them toward self-control even while learning. This way children learn a very important skill: when to talk and when to listen.



32091901-5/17



**We supply the lesson.
You supply the love.**

The only thing greater than seeing your child learn is the joy that comes from knowing you were the most important part of her education. For over 60 years, Abeka has been there for parents like you, with a proven approach to teaching and tools to help you succeed. Abeka.com/Homeschool